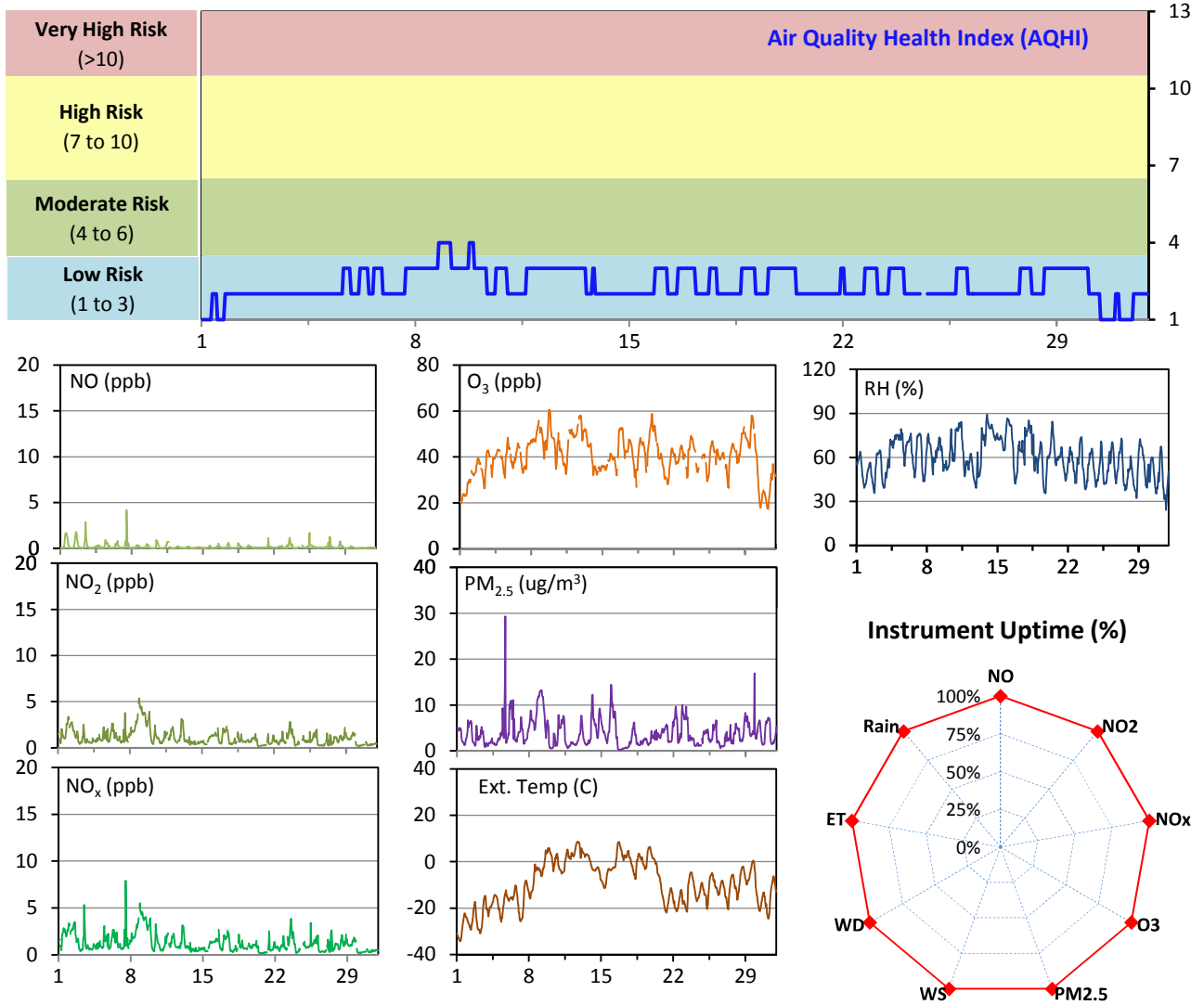


# WYAMZ Meadow Lake Station - March 2014 Summary Report

Pollutants		Month Records		24-Hour Records				1-Hour Records			
				Maximum		SAAQS Objective	Exceed Days	Maximum		SAAQS Objective	Exceed Hours
				Conc.	Time			Conc.	Time		
Name	Conc. Unit	Avg. Conc.	Uptime								
NO	ppb	0.2	100.0%	0.6	Mar-1	-	-	4.2	Mar-07 12:00	-	-
NO <sub>2</sub>	ppb	1.1	100.0%	3.4	Mar-9	106	0	5.4	Mar-08 21:00	159	0
NO <sub>x</sub>	ppb	1.2	100.0%	3.6	Mar-9	-	-	7.9	Mar-07 12:00	-	-
O <sub>3</sub>	ppb	40	100.0%	52	Mar-12	-	-	61	Mar-09 19:00	82	0
PM <sub>2.5</sub>	ug/m3	4	100.0%	8	Mar-9	30	0	29	Mar-05 16:00	-	-

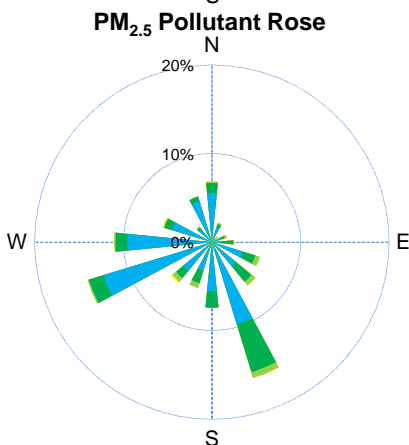
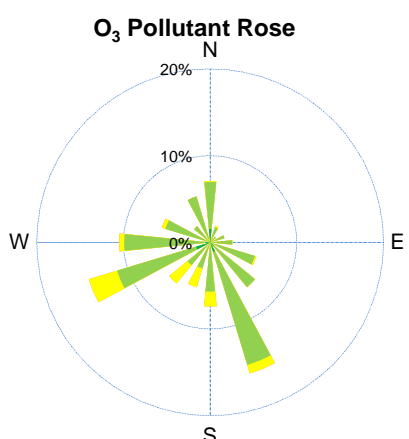
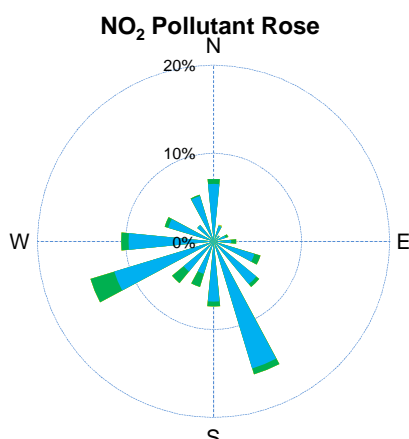
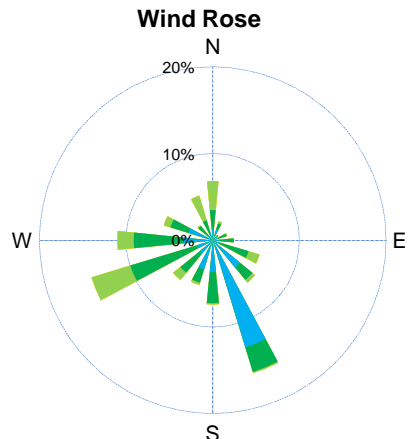
SAAQS: Saskatchewan Ambient Air Quality Standards



## Monthly Update

- \*Airpointer data is preliminary and is subject to QA/QC changes.
- \*All compliance parameters were within the Saskatchewan Ambient Air Quality Standards for the month of March.
- \*All compliance parameters were greater than 90% operational for the month of March.
- \*There are no operational issues to report for the month of March.
- \*The airpointer was calibrated on March 24.

# WYAMZ Meadow Lake Station - March 2014 Summary Report

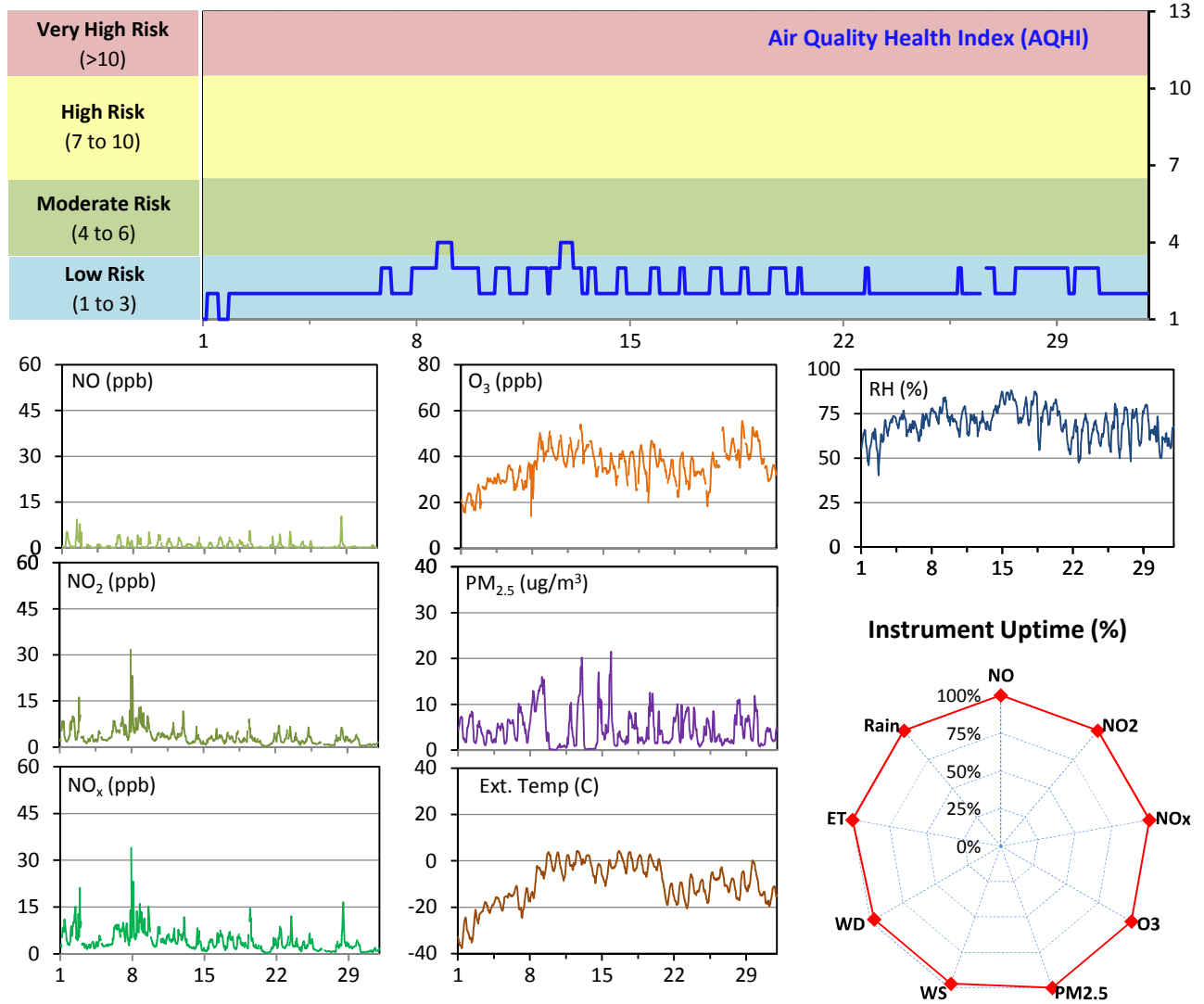


Parameters	Unit	Color Code for Wind Spd & Pollutant Conc. Class					
Wind Speed	m/s	$0.3 \leq WS < 1.4$	$1.4 \leq WS < 3.1$	$3.1 \leq WS < 7.8$	$7.8 \leq WS < 10.8$	$10.8 \leq WS < 13.6$	$WS \geq 13.6$
NO <sub>2</sub>	ppb	$1 \leq C < 2$	$2 \leq C < 5$	$5 \leq C < 10$	$10 \leq C < 106$	$106 \leq C < 212$	$C \geq 212$
O <sub>3</sub>	ppb	$5 \leq C < 10$	$10 \leq C < 25$	$25 \leq C < 50$	$50 \leq C < 75$	$75 \leq C < 82$	$C \geq 82$
PM <sub>2.5</sub>	ug/m <sup>3</sup>	$1 \leq C < 5$	$5 \leq C < 10$	$10 \leq C < 15$	$15 \leq C < 20$	$20 \leq C < 30$	$C \geq 30$

# WYAMZ Unity Station - March 2014 Summary Report

Pollutants		Month Records		24-Hour Records				1-Hour Records			
				Maximum		SAAQS Objective	Exceed Days	Maximum		SAAQS Objective	Exceed Hours
Name	Conc. Unit	Avg. Conc.	Uptime	Conc.	Time			Conc.	Time		
NO	ppb	0.8	100.0%	2.5	Mar-2	-	-	10.4	Mar-28 11:00	-	-
NO <sub>2</sub>	ppb	3.2	100.0%	9.0	Mar-8	106	0	31.8	Mar-07 21:00	159	0
NO <sub>x</sub>	ppb	4.0	100.0%	10.0	Mar-8	-	-	34.0	Mar-07 21:00	-	-
O <sub>3</sub>	ppb	36	100.0%	45	Mar-12	-	-	56	Mar-28 15:00	82	0
PM <sub>2.5</sub>	ug/m3	5	100.0%	11	Mar-8	30	0	22	Mar-15 20:00	-	-

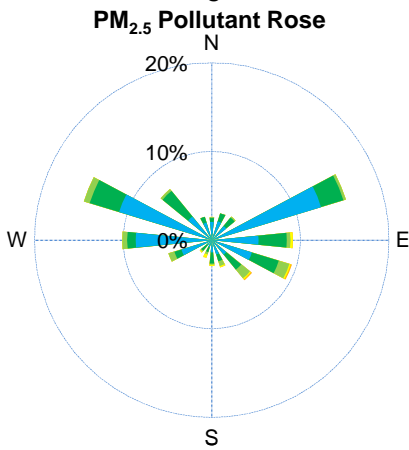
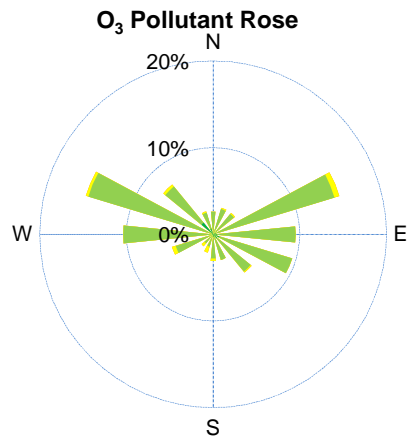
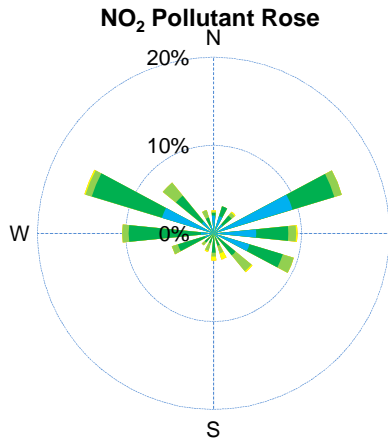
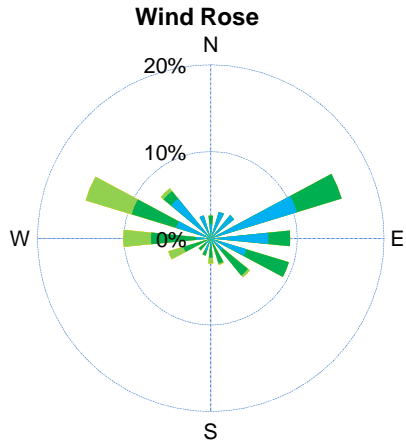
SAAQS: Saskatchewan Ambient Air Quality Standards



## Monthly Update

- \*Airpointer data is preliminary and is subject to QA/QC changes.
- \*All compliance parameters were within the Saskatchewan Ambient Air Quality Standards for the month of March.
- \*All compliance parameters are above 90% operational for the month of March.
- \*Operational issues for the month of March include the wind speed and direction sensor malfunctioning. 22 hours of data is flagged as "analyzer failure" throughout the beginning of the month, attributed to extreme cold weather.
- \*The airpointer was calibrated on March 26.

# WYAMZ Unity Station - March 2014 Summary Report

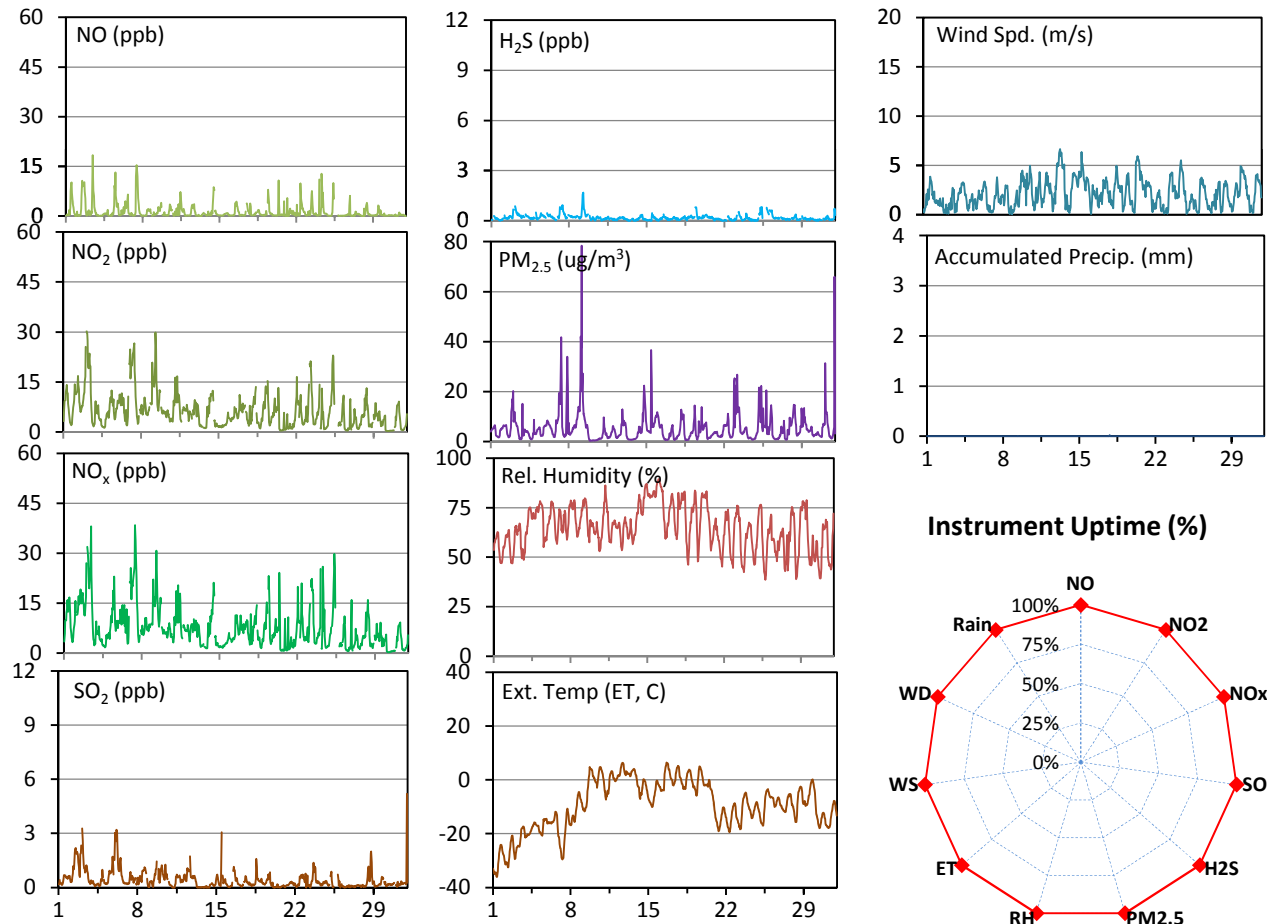
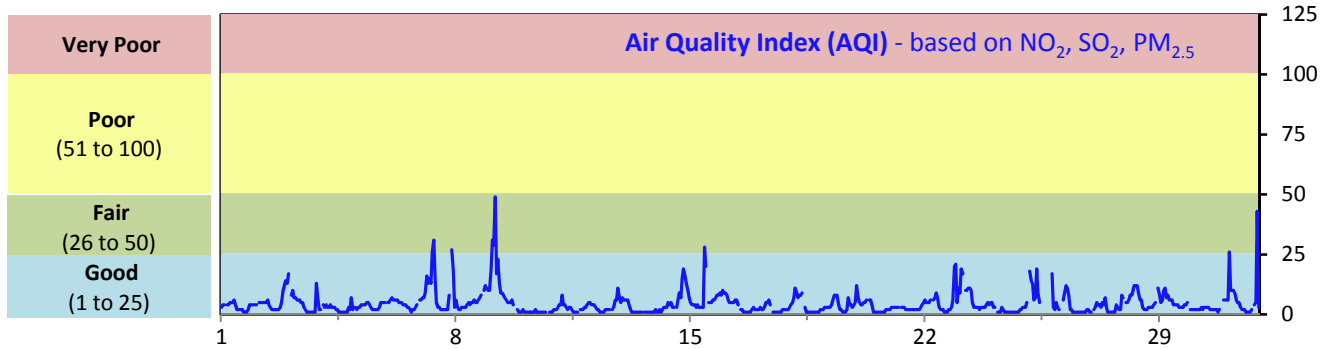


Parameters	Unit	Color Code for Wind Spd & Pollutant Conc. Class					
		0.3 ≤ WS < 1.4	1.4 ≤ WS < 3.1	3.1 ≤ WS < 7.8	7.8 ≤ WS < 10.8	10.8 ≤ WS < 13.6	WS ≥ 13.6
Wind Speed	m/s						
NO <sub>2</sub>	ppb	1 ≤ C < 2	2 ≤ C < 5	5 ≤ C < 10	10 ≤ C < 106	106 ≤ C < 212	C ≥ 212
O <sub>3</sub>	ppb	5 ≤ C < 10	10 ≤ C < 25	25 ≤ C < 50	50 ≤ C < 75	75 ≤ C < 82	C ≥ 82
PM <sub>2.5</sub>	ug/m <sup>3</sup>	1 ≤ C < 5	5 ≤ C < 10	10 ≤ C < 15	15 ≤ C < 20	20 ≤ C < 30	C ≥ 30

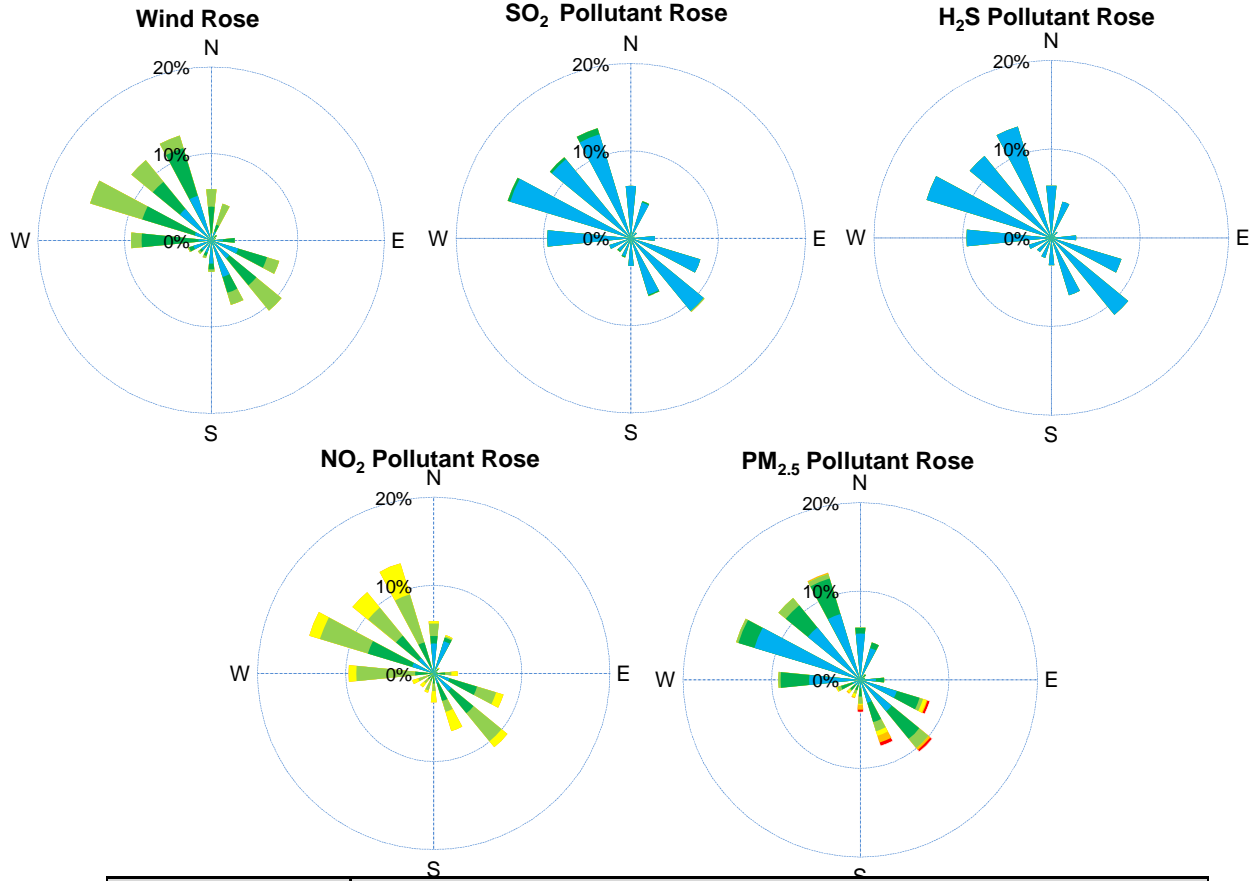
# WYAMZ Maidstone Station - March 2014 Summary Report

Pollutants		Month Records		24-Hour Records				1-Hour Records			
Name	Conc. Unit	Avg. Conc.	Uptime	Maximum		SAAQS Objective	Exceed Days	Maximum		SAAQS Objective	Exceed Hours
				Conc.	Time			Conc.	Time		
NO	ppb	1.4	100.0%	3.7	Mar-2	-	-	18.4	Mar-03 10:00	-	-
NO <sub>2</sub>	ppb	6.2	100.0%	13.8	Mar-7	106	0	30.1	Mar-03 02:00	159	0
NO <sub>x</sub>	ppb	7.6	100.0%	17.1	Mar-7	-	-	38.5	Mar-07 09:00	-	-
SO <sub>2</sub>	ppb	0.4	100.0%	1.3	Mar-6	48	0	5.2	Mar-31 22:00	172	0
H <sub>2</sub> S	ppb	0.2	100.0%	0.5	Mar-9	3.6	0	1.7	Mar-09 06:00	10.8	0
PM <sub>2.5</sub>	ug/m3	6	100.0%	14	Mar-9	30	0	78	Mar-09 04:00	-	-

SAAQS: Saskatchewan Ambient Air Quality Standards



# WYAMZ Maidstone Station - March 2014 Summary Report



Parameters	Unit	Color Code for Wind Spd & Pollutant Conc. Class						
		0.3 ≤ WS < 1.4	1.4 ≤ WS < 3.1	3.1 ≤ WS < 7.8	7.8 ≤ WS < 10.8	10.8 ≤ WS < 13.6	WS ≥ 13.6	
Wind Speed	m/s	0.3 ≤ WS < 1.4	1.4 ≤ WS < 3.1	3.1 ≤ WS < 7.8	7.8 ≤ WS < 10.8	10.8 ≤ WS < 13.6	WS ≥ 13.6	
SO <sub>2</sub>	ppb	1 ≤ C < 2	2 ≤ C < 5	5 ≤ C < 10	10 ≤ C < 48	48 ≤ C < 172	C ≥ 172	
NO <sub>2</sub>	ppb	1 ≤ C < 2	2 ≤ C < 5	5 ≤ C < 10	10 ≤ C < 106	106 ≤ C < 212	C ≥ 212	
H <sub>2</sub> S	ppb	1 ≤ C < 2	2 ≤ C < 4	4 ≤ C < 6	6 ≤ C < 8	8 ≤ C < 10.8	C ≥ 10.8	
PM <sub>2.5</sub>	ug/m <sup>3</sup>	1 ≤ C < 5	5 ≤ C < 10	10 ≤ C < 15	15 ≤ C < 20	20 ≤ C < 30	C ≥ 30	

## Monthly Update

- \* Airpointer data is preliminary and subject to QA/QC changes.
- \* All compliance parameters were within the Saskatchewan Ambient Air Quality Standards for the month of March.
- \* All compliance parameters are above 90% operational for the month of March.
- \* There are no operational issues to report for the month of March.
- \* The airpointer was calibrated on March 25.

