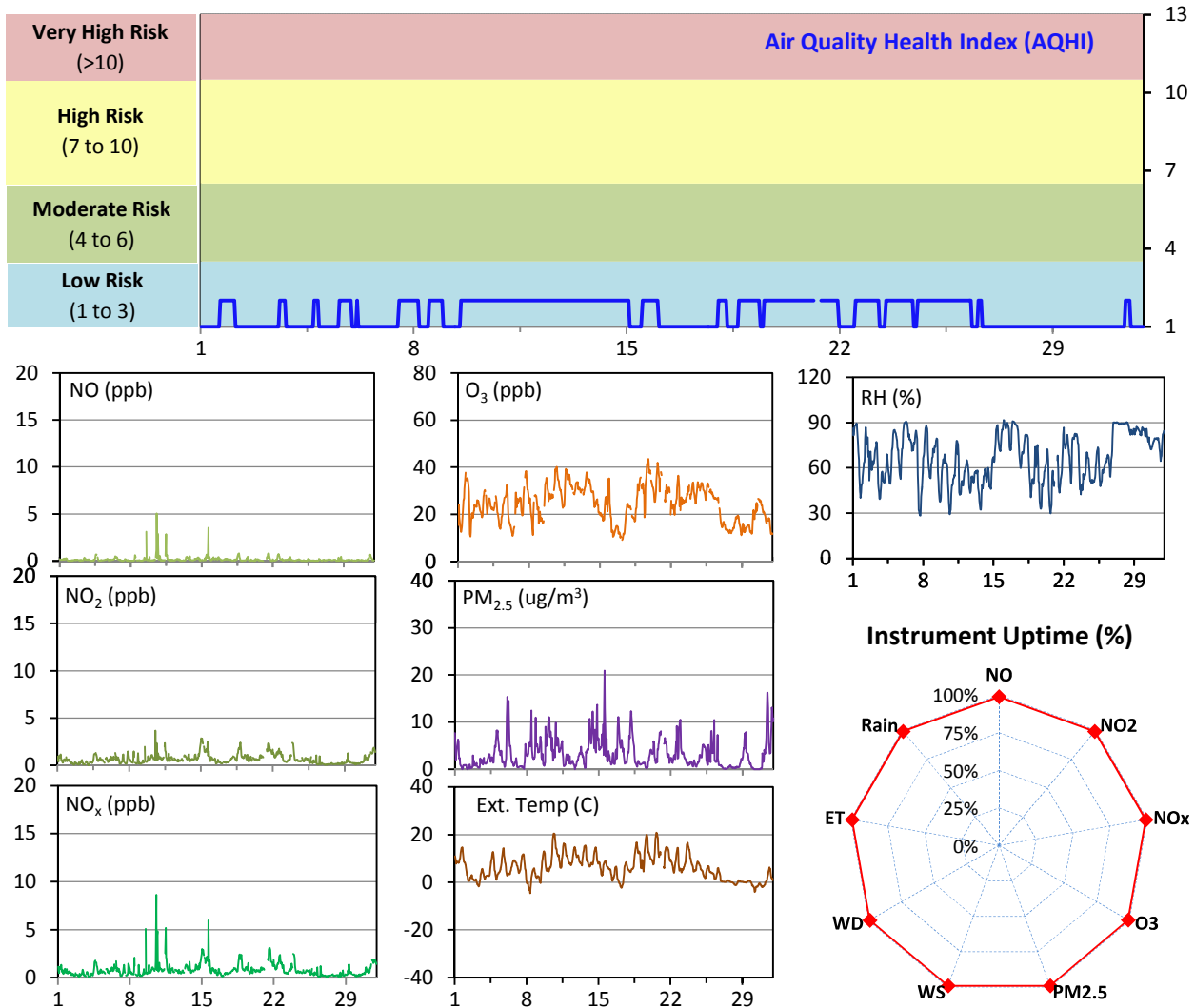


# WYAMZ Meadow Lake Station - October 2014 Summary Report

Pollutants		Month Records		24-Hour Records				1-Hour Records			
Name	Conc. Unit	Avg. Conc.	Uptime	Maximum		SAAQS Objective	Exceed Days	Maximum		SAAQS Objective	Exceed Hours
				Conc.	Time			Conc.	Time		
NO	ppb	0.2	99.0%	0.6	Oct-10	-	-	5.0	Oct-10 13:00	-	-
NO <sub>2</sub>	ppb	0.7	99.0%	1.6	Oct-15	-	-	3.7	Oct-10 13:00	212	0
NO <sub>x</sub>	ppb	0.8	99.0%	2.0	Oct-15	-	-	8.6	Oct-10 13:00	-	-
O <sub>3</sub>	ppb	25	99.0%	35	Oct-19	-	-	43	Oct-19 18:00	82	0
PM <sub>2.5</sub>	ug/m3	3	99.2%	8	Oct-14	30	0	21	Oct-15 13:00	-	-

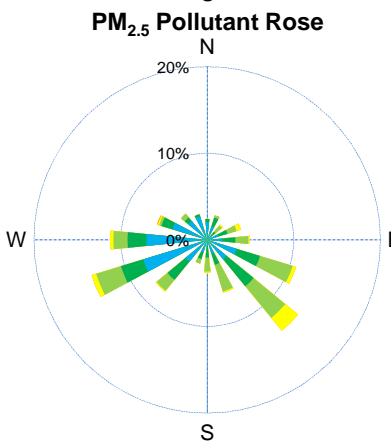
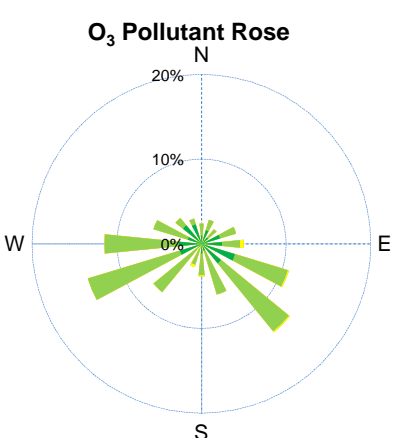
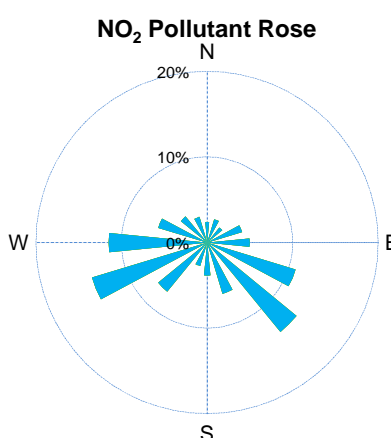
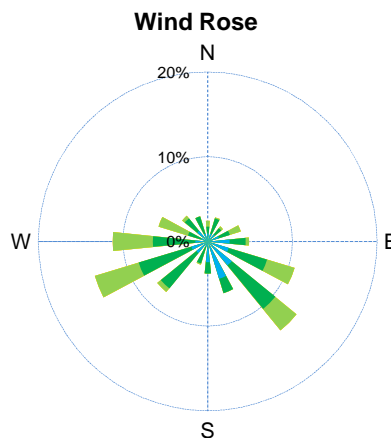
SAAQS: Saskatchewan Ambient Air Quality Standards



## Monthly Update

- \*All data has been slope, intercept, and baseline corrected. Data may change after validation process.
- \*All compliance parameters were within the Saskatchewan Ambient Air Quality Standards.
- \*All compliance parameters were greater than 90% operational.
- \*Operational issues include: 7 hours of NO/NO<sub>2</sub>/NO<sub>x</sub> and O<sub>3</sub> data, and 6 hours for all other parameters is flagged as "power failure" on Oct 21 02:00-08:00, due to a power disruption at the airpointer.

# WYAMZ Meadow Lake Station - October 2014 Summary Report

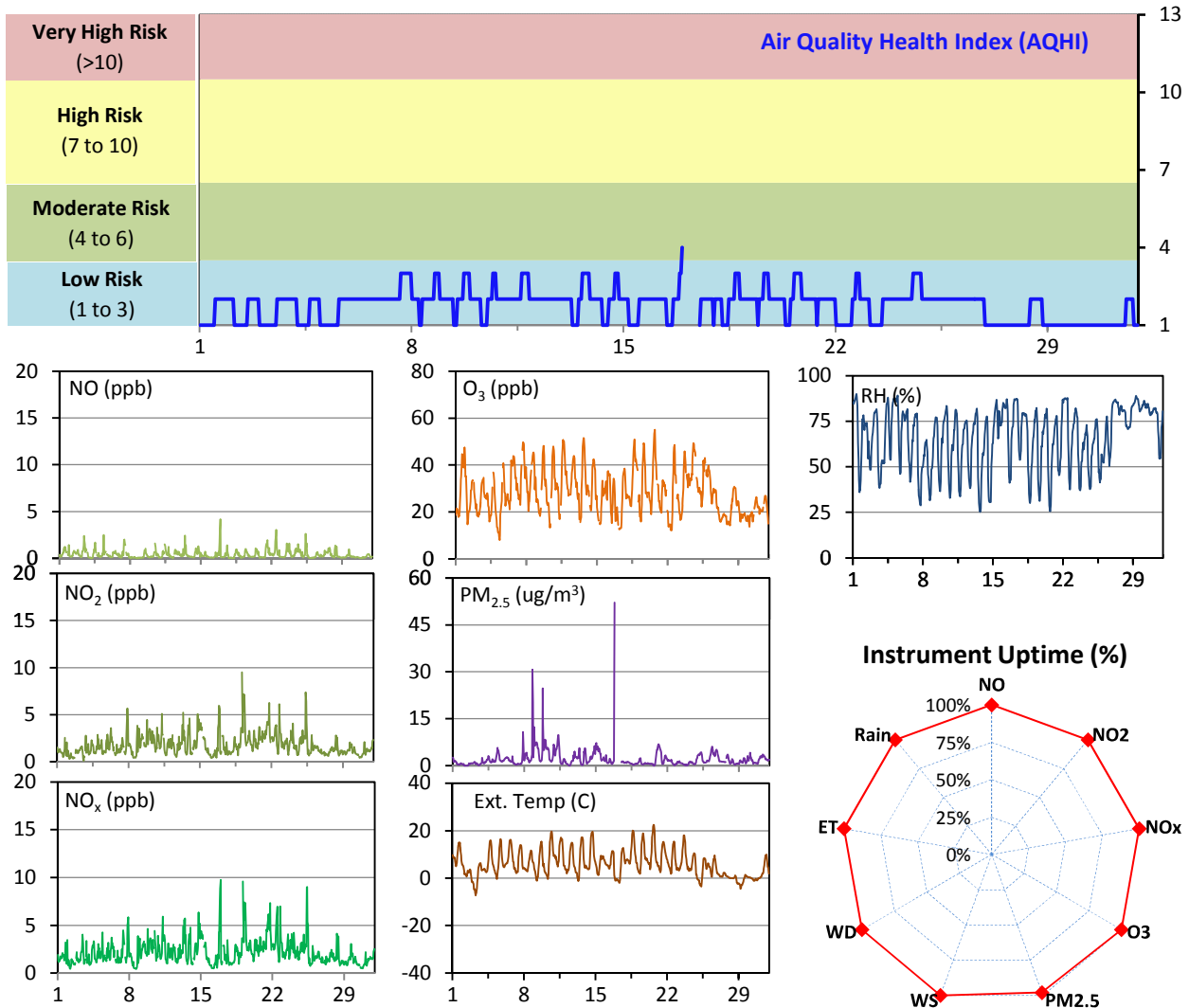


Parameters	Unit	Color Code for Wind Spd & Pollutant Conc. Class					
Wind Speed	m/s	0.3 ≤ WS < 1.4	1.4 ≤ WS < 3.1	3.1 ≤ WS < 7.8	7.8 ≤ WS < 10.8	10.8 ≤ WS < 13.6	WS ≥ 13.6
NO <sub>2</sub>	ppb	0 ≤ C < 5	5 ≤ C < 15	15 ≤ C < 30	30 ≤ C < 100	100 ≤ C < 212	C ≥ 212
O <sub>3</sub>	ppb	0 ≤ C < 10	10 ≤ C < 20	20 ≤ C < 40	40 ≤ C < 60	60 ≤ C < 82	C ≥ 82
PM <sub>2.5</sub>	ug/m <sup>3</sup>	0 ≤ C < 2	2 ≤ C < 4	4 ≤ C < 10	10 ≤ C < 20	20 ≤ C < 30	C ≥ 30

# WYAMZ Unity Station - October 2014 Summary Report

Pollutants		Month Records		24-Hour Records				1-Hour Records			
Name	Conc. Unit	Avg. Conc.	Uptime	Maximum		SAAQS Objective	Exceed Days	Maximum		SAAQS Objective	Exceed Hours
				Conc.	Time			Conc.	Time		
NO	ppb	0.4	100.0%	0.7	Oct-22	-	-	4.2	Oct-16 22:00	-	-
NO <sub>2</sub>	ppb	1.8	100.0%	3.7	Oct-19	-	-	9.5	Oct-19 02:00	212	0
NO <sub>x</sub>	ppb	2.2	100.0%	4.1	Oct-19	-	-	9.7	Oct-16 22:00	-	-
O <sub>3</sub>	ppb	28	100.0%	38	Oct-24	-	-	55	Oct-20 17:00	82	0
PM <sub>2.5</sub>	ug/m3	2	98.0%	6	Oct-9	30	0	52	Oct-16 20:00	-	-

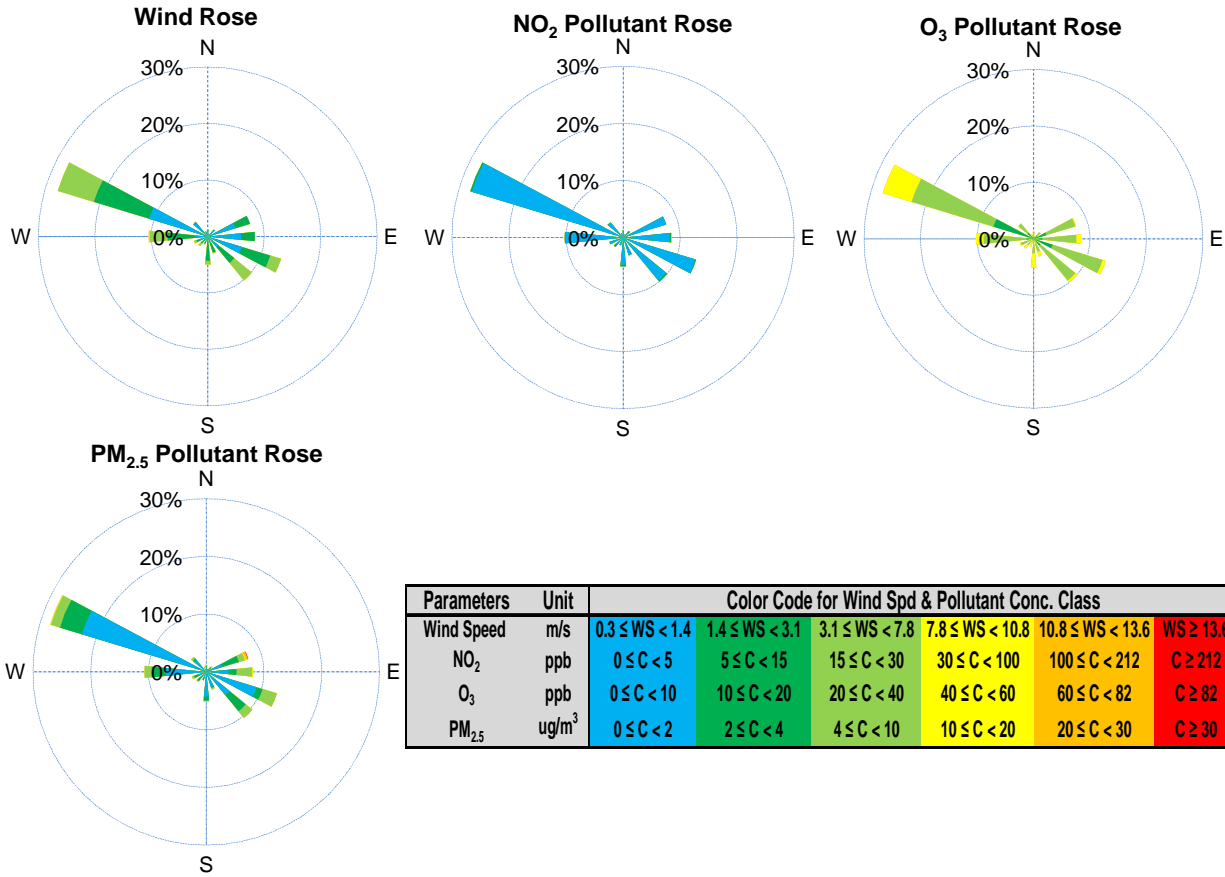
SAAQS: Saskatchewan Ambient Air Quality Standards



## Monthly Update

- \*All data has been slope, intercept, and baseline corrected. Data may change after validation process.
- \*All compliance parameters were within the Saskatchewan Ambient Air Quality Standards.
- \*All compliance parameters are above 90% operational.
- \*Operational issues include: 15 hours of PM<sub>2.5</sub> data flagged as "analyzer failure" Oct 16 21:00 to Oct 17 11:00. A large spike in concentration was recorded, and data slowly decreased to background levels. It was determined that the analyzer was contaminated during this time, and data was invalidated.

# WYAMZ Unity Station - October 2014 Summary Report

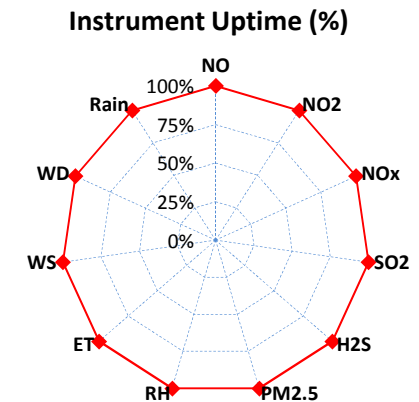
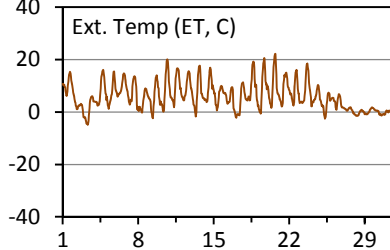
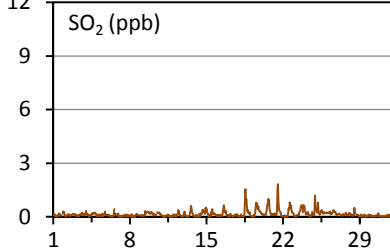
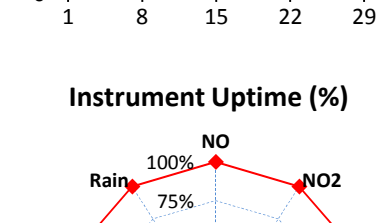
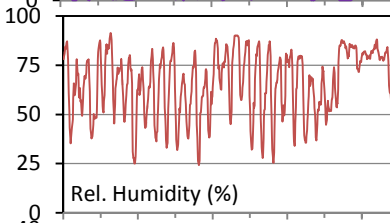
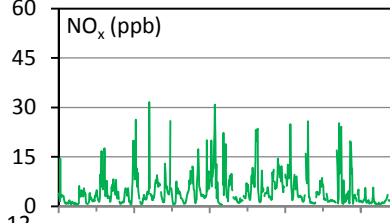
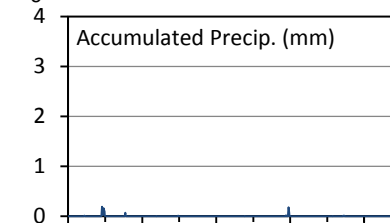
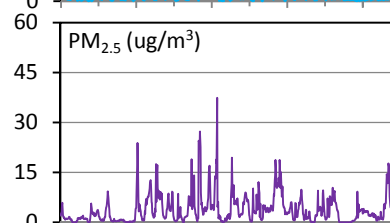
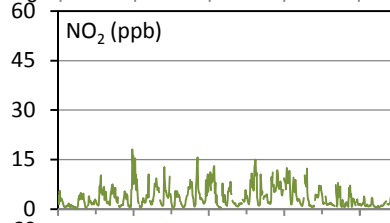
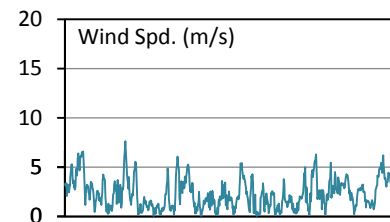
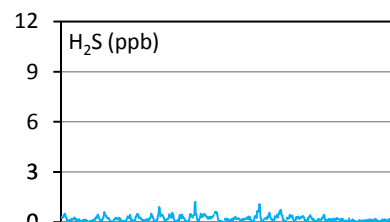
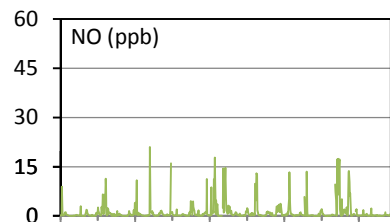
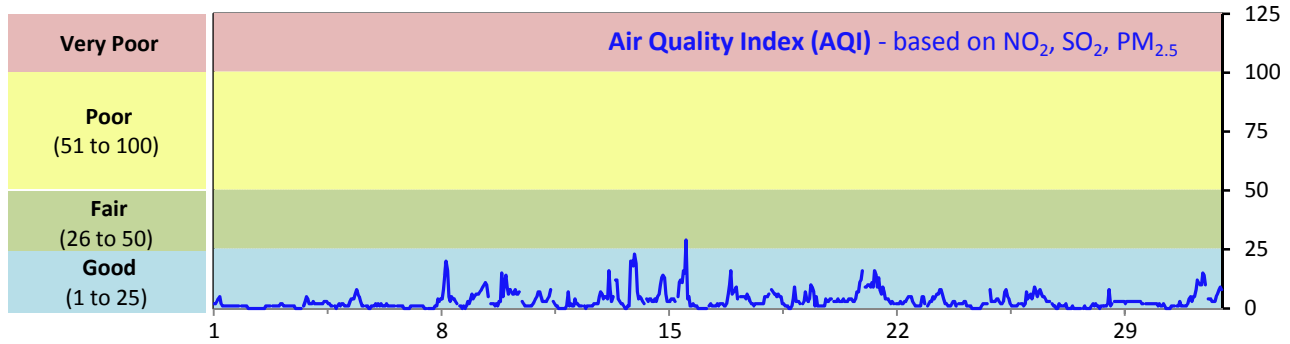


Parameters	Unit	Color Code for Wind Spd & Pollutant Conc. Class					
Wind Speed	m/s	0.3 ≤ WS < 1.4	1.4 ≤ WS < 3.1	3.1 ≤ WS < 7.8	7.8 ≤ WS < 10.8	10.8 ≤ WS < 13.6	WS ≥ 13.6
NO <sub>2</sub>	ppb	0 ≤ C < 5	5 ≤ C < 15	15 ≤ C < 30	30 ≤ C < 100	100 ≤ C < 212	C ≥ 212
O <sub>3</sub>	ppb	0 ≤ C < 10	10 ≤ C < 20	20 ≤ C < 40	40 ≤ C < 60	60 ≤ C < 82	C ≥ 82
PM <sub>2.5</sub>	ug/m <sup>3</sup>	0 ≤ C < 2	2 ≤ C < 4	4 ≤ C < 10	10 ≤ C < 20	20 ≤ C < 30	C ≥ 30

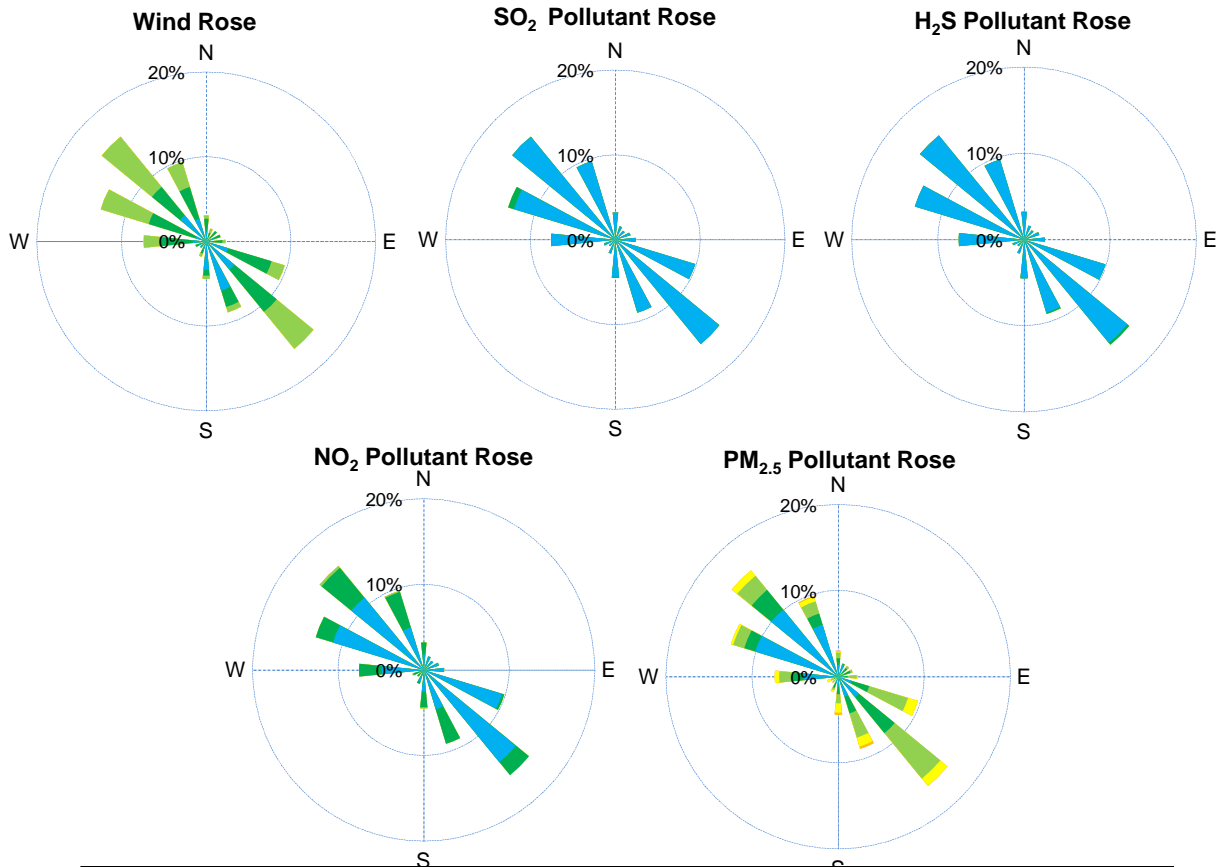
# WYAMZ Maidstone Station - October 2014 Summary Report

Pollutants		Month Records		24-Hour Records				1-Hour Records			
Name	Conc. Unit	Avg. Conc.	Uptime	Maximum		SAAQS	Exceed Days	Maximum		SAAQS	Exceed Hours
				Conc.	Time	Objective		Conc.	Time	Objective	
NO	ppb	1.2	100.0%	4.1	Oct-27	-	-	21.0	Oct-09 09:00	-	-
NO <sub>2</sub>	ppb	3.6	100.0%	7.2	Oct-22	-	-	18.1	Oct-07 21:00	212	0
NO <sub>x</sub>	ppb	4.8	100.0%	9.4	Oct-15	-	-	31.6	Oct-09 09:00	-	-
SO <sub>2</sub>	ppb	0.2	100.0%	0.4	Oct-18	57	0	1.8	Oct-21 12:00	172	0
H <sub>2</sub> S	ppb	0.2	100.0%	0.4	Oct-13	3.6	0	1.2	Oct-13 11:00	10.8	0
PM <sub>2.5</sub>	ug/m3	4	100.0%	10	Oct-13	30	0	37	Oct-15 12:00	-	-

SAAQS: Saskatchewan Ambient Air Quality Standards



# WYAMZ Maidstone Station - October 2014 Summary Report



Parameters	Unit	Color Code for Wind Spd & Pollutant Conc. Class						
		0.3 ≤ WS < 1.4	1.4 ≤ WS < 3.1	3.1 ≤ WS < 7.8	7.8 ≤ WS < 10.8	10.8 ≤ WS < 13.6	WS ≥ 13.6	
SO <sub>2</sub>	ppb	0 ≤ C < 1	1 ≤ C < 5	5 ≤ C < 10	10 ≤ C < 57	57 ≤ C < 172	C ≥ 172	
NO <sub>2</sub>	ppb	0 ≤ C < 5	5 ≤ C < 15	15 ≤ C < 30	30 ≤ C < 100	100 ≤ C < 212	C ≥ 212	
H <sub>2</sub> S	ppb	0 ≤ C < 1	1 ≤ C < 3.6	3.6 ≤ C < 5	5 ≤ C < 8	8 ≤ C < 10.8	C ≥ 10.8	
PM <sub>2.5</sub>	ug/m <sup>3</sup>	0 ≤ C < 2	2 ≤ C < 4	4 ≤ C < 10	10 ≤ C < 20	20 ≤ C < 30	C ≥ 30	

## Monthly Update

- \*All data has been slope, intercept, and baseline corrected. Data may change after validation process.
- \*All compliance parameters were within the Saskatchewan Ambient Air Quality Standards.
- \*All compliance parameters are above 90% operational. There are no operational issues to report.

