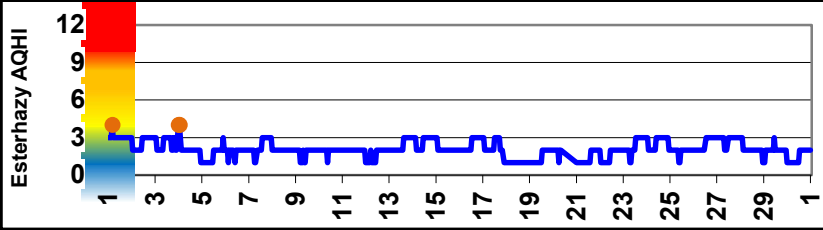
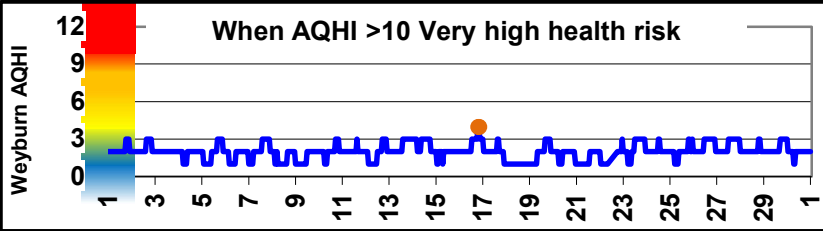
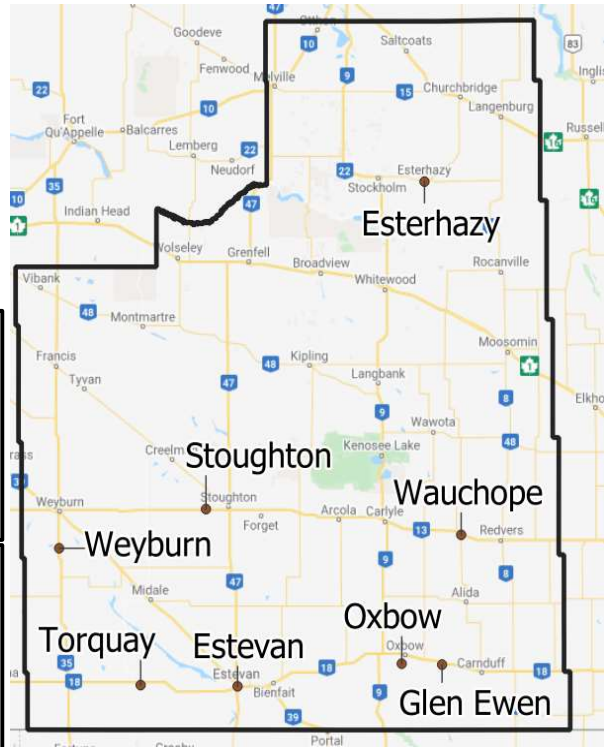


# SESAA - June 2020 Continuous Station Summary

## June 2020 AQHI Station Summary

Station	Average	Max
Weyburn AQHI	2.0	4.0
Glen Ewen AQHI	-	-
Stoughton AQHI	-	-
Esterhazy AQHI	2.1	4.0
Torquay AQHI	-	-
Wauchope AQHI	-	-
Oxbow AQHI	-	-
Estevan AQHI	-	-

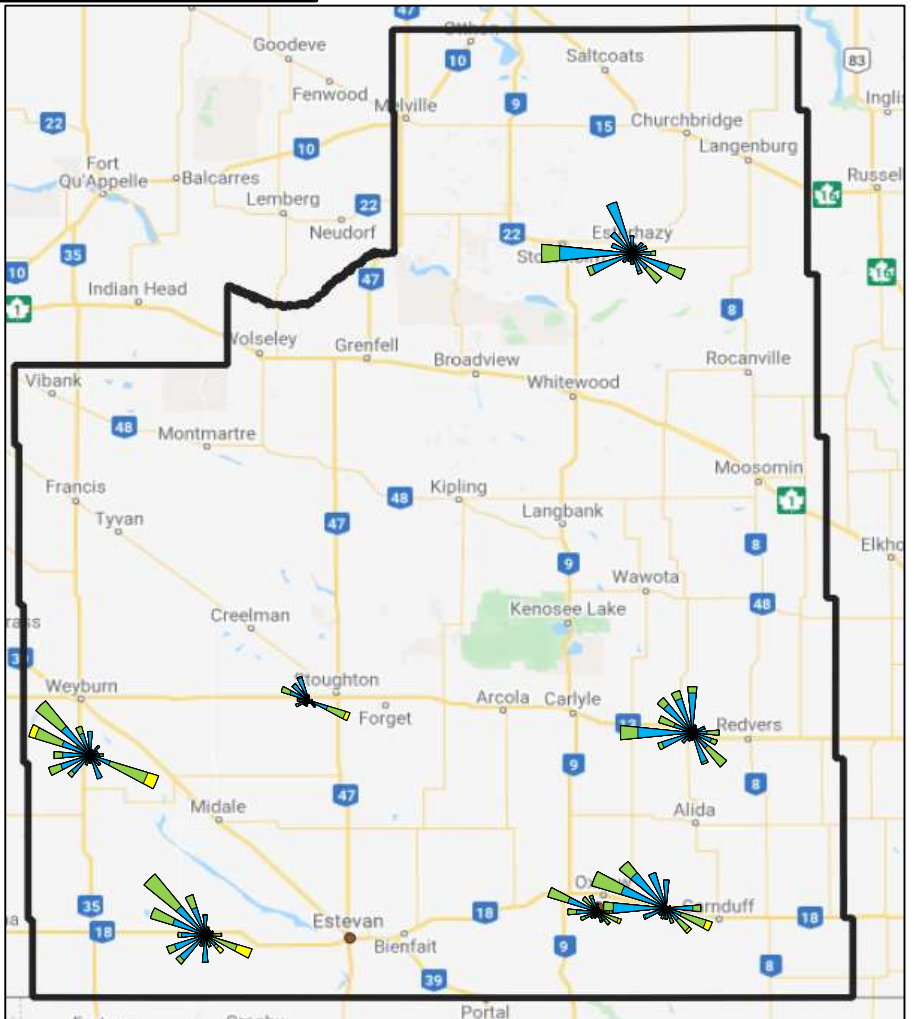



## June 2020 Met Summary

Station	Temp (°C)	RH (%)
Weyburn	16.9	58.7
Glen Ewen	17.1	65.3
Stoughton	16.8	59.0
Esterhazy	17.0	58.6
Torquay	17.6	59.3
Wauchope	17.1	60.4
Oxbow	17.5	60.5

Station	WS (m/s)	WD (deg)
Weyburn	4.1	297
Glen Ewen	3.5	273
Stoughton	3.3	209
Esterhazy	2.7	189
Torquay	4.4	289
Wauchope	3.6	303
Oxbow	4.4	276

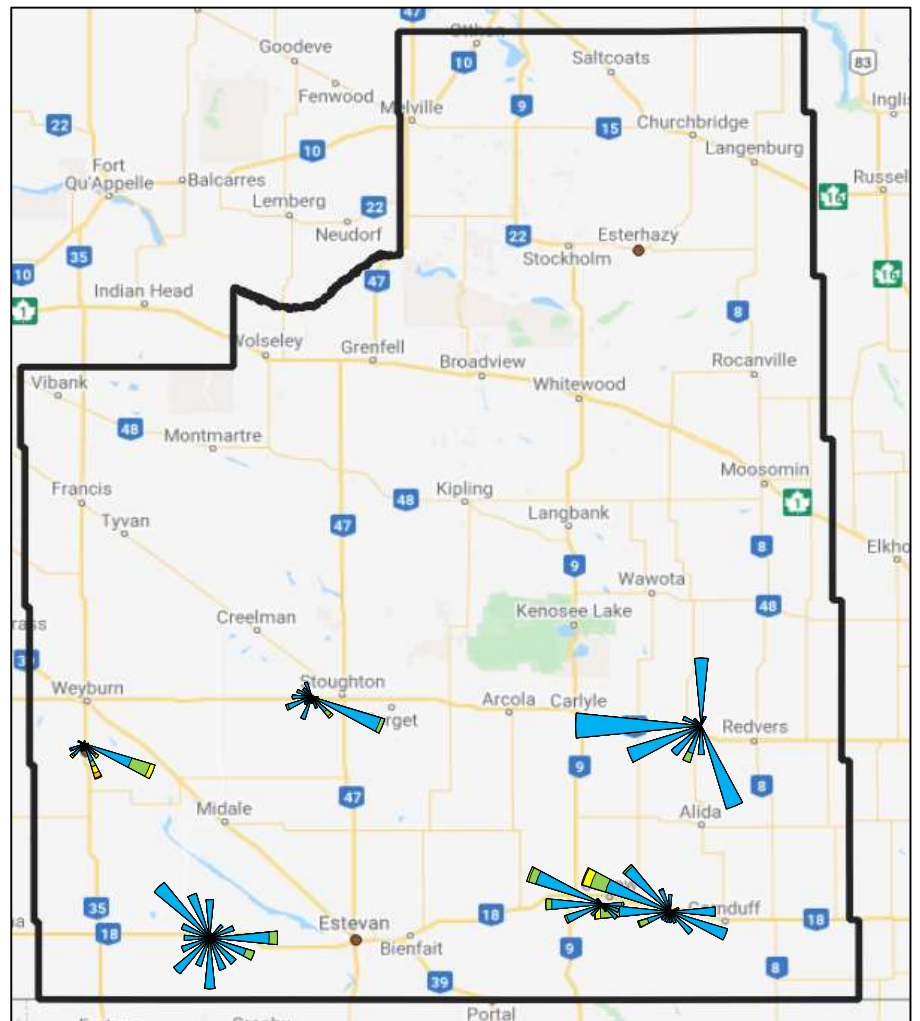
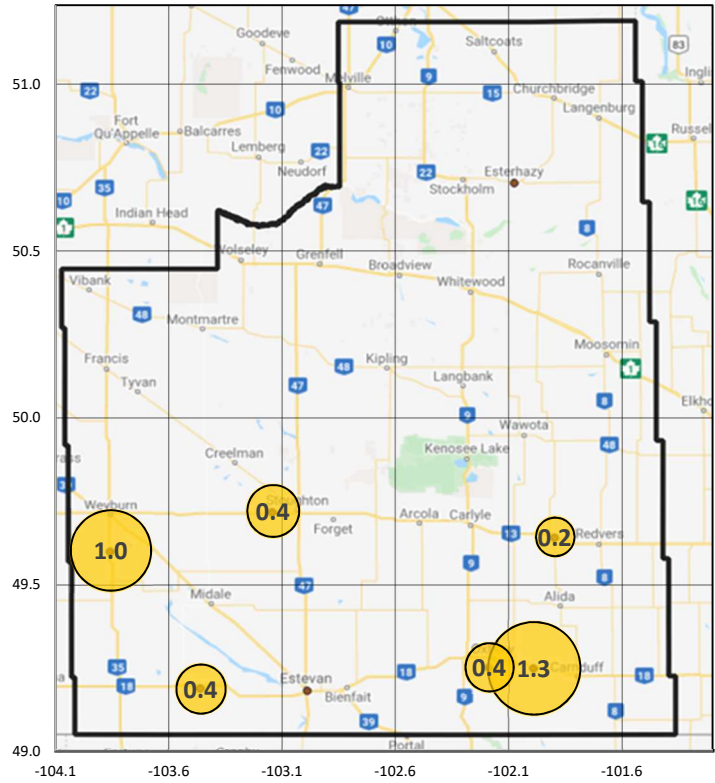

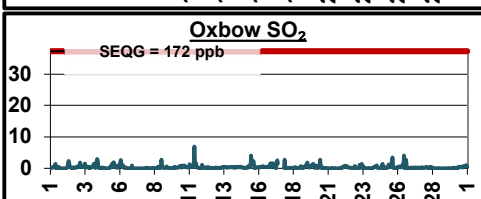
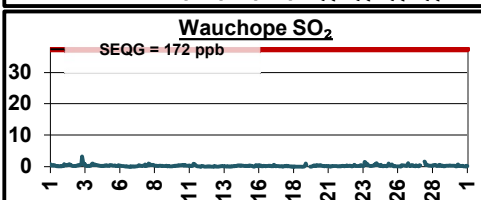
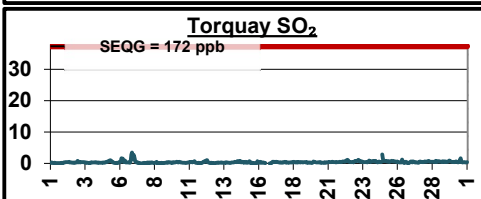
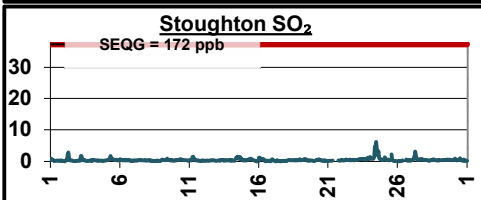
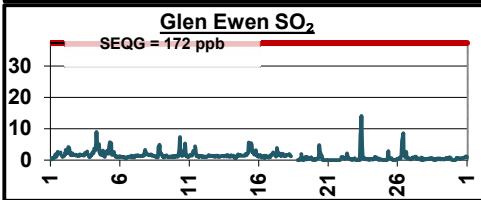
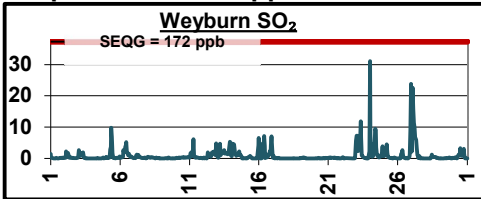
Wind Roses  
in m/s



### June 2020 SO<sub>2</sub> Station Summary

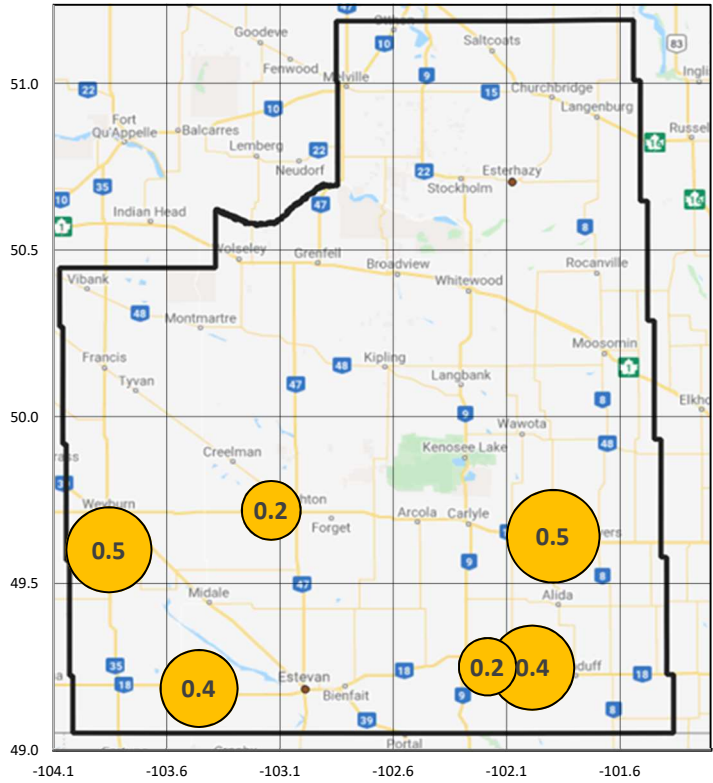
Station	Avg (ppb)	Max (ppb)	uptime
Weyburn SO <sub>2</sub>	1.0	31.1	94%
Glen Ewen SO <sub>2</sub>	1.3	14.1	94%
Stoughton SO <sub>2</sub>	0.4	6.3	94%
Esterhazy SO <sub>2</sub>	-	-	-
Torquay SO <sub>2</sub>	0.4	3.5	95%
Wauchope SO <sub>2</sub>	0.2	3.2	94%
Oxbow SO <sub>2</sub>	0.4	7.0	94%
Estevan SO <sub>2</sub>	-	-	-

### Sulphur Dioxide in ppb

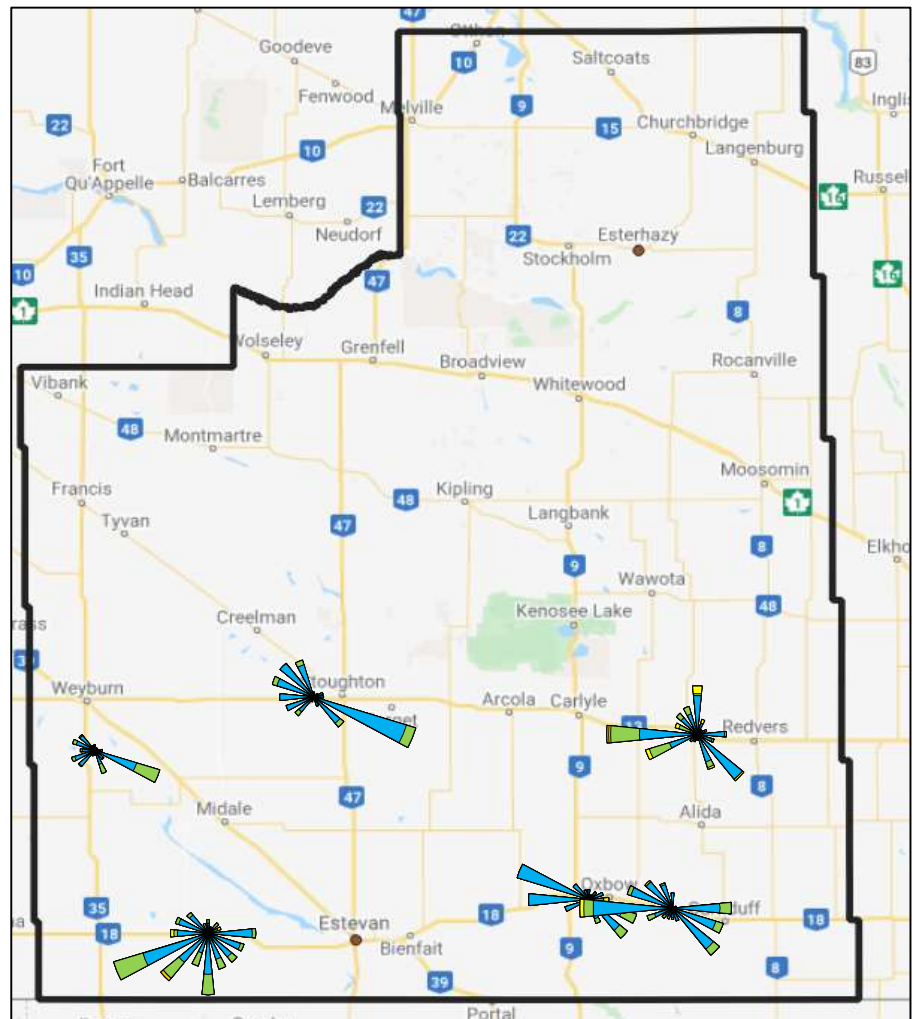

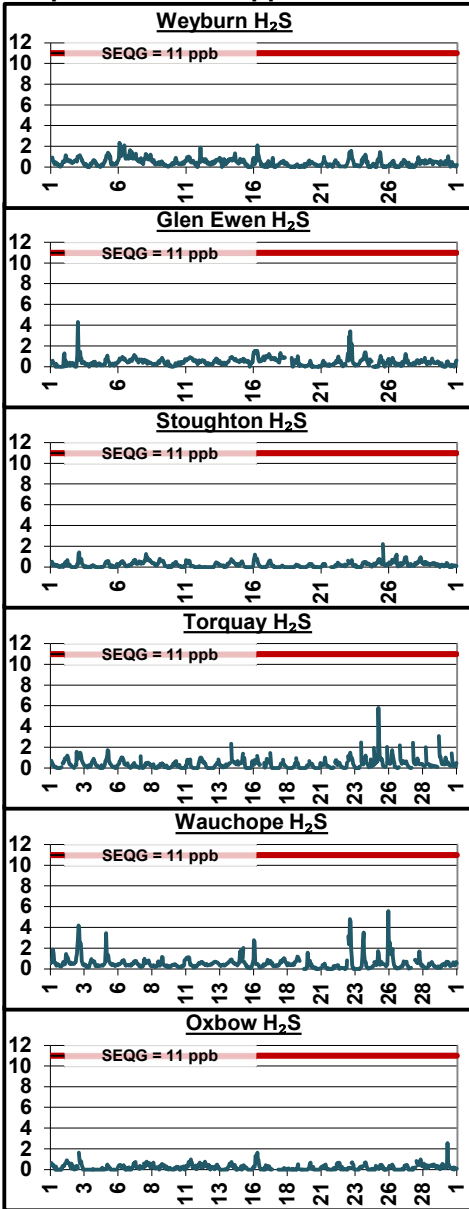


### 2020 H<sub>2</sub>S Station Summary

Station	Avg (ppb)	Max (ppb)	uptime
Weyburn H <sub>2</sub> S	0.5	2.4	94%
Glen Ewen H <sub>2</sub> S	0.4	4.3	94%
Stoughton H <sub>2</sub> S	0.2	2.2	94%
Esterhazy H <sub>2</sub> S	-	-	-
Torquay H <sub>2</sub> S	0.4	5.8	95%
Wauchope H <sub>2</sub> S	0.5	5.6	94%
Oxbow H <sub>2</sub> S	0.2	2.6	94%
Estevan H <sub>2</sub> S	-	-	-



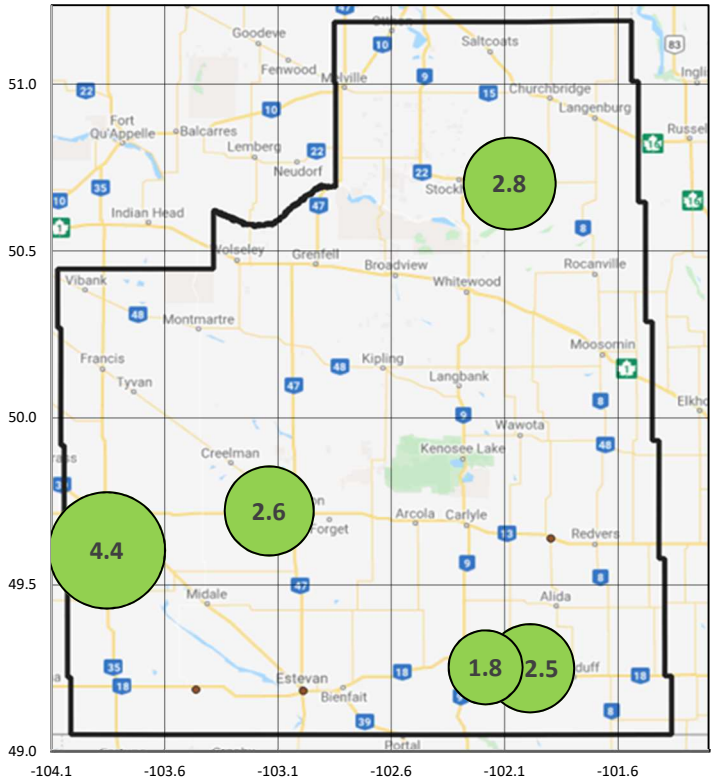
### Sulphur Dioxide in ppb




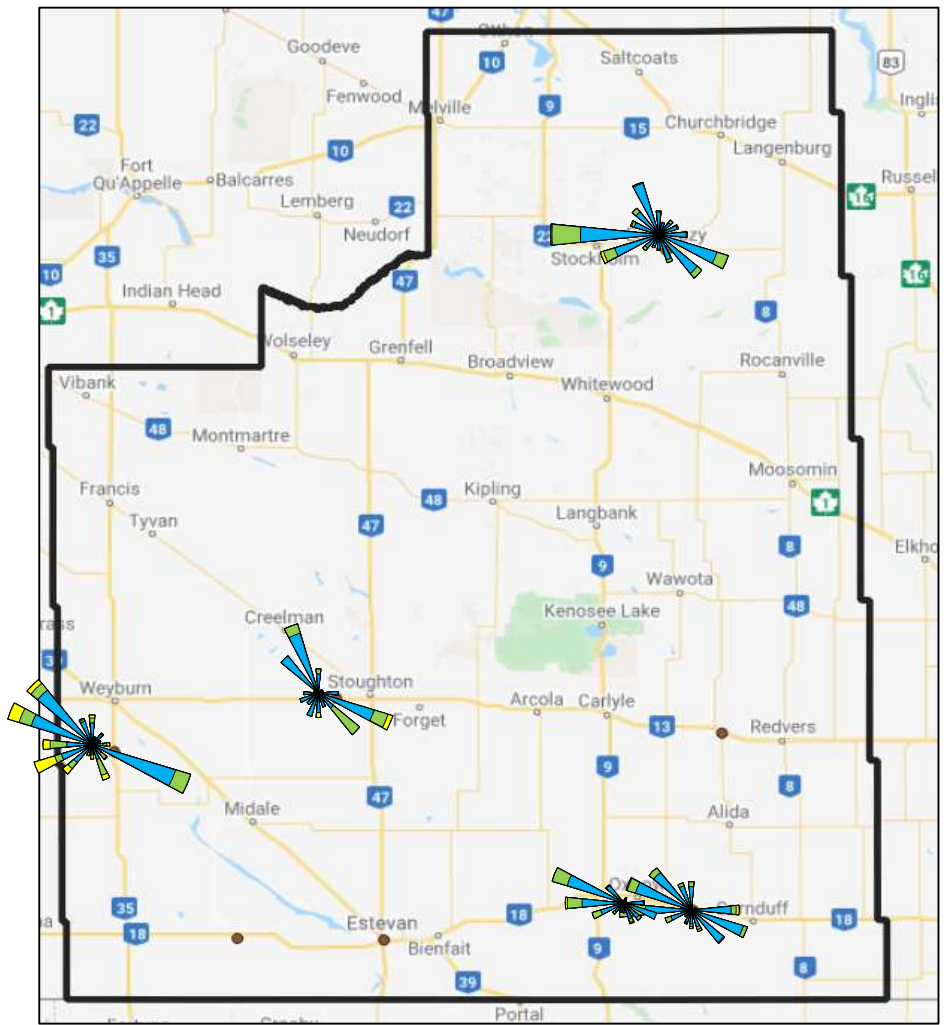
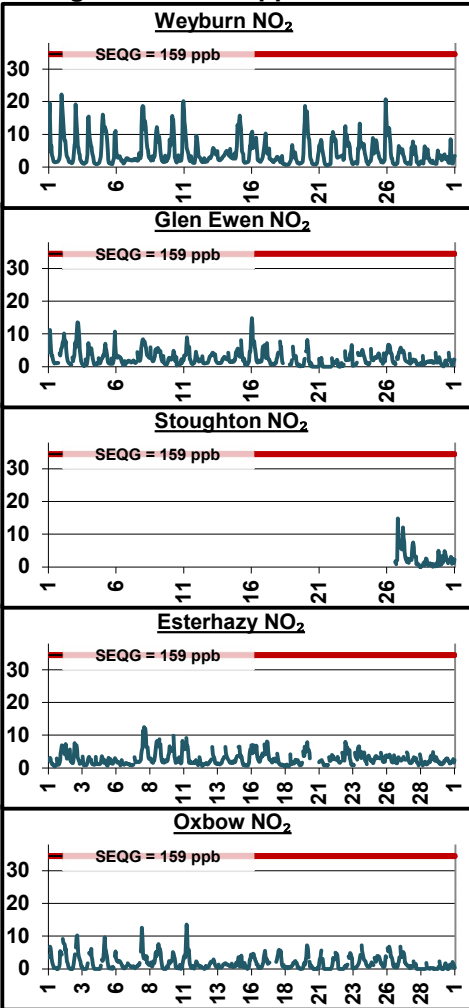


### 2020 NO<sub>2</sub> Station Summary

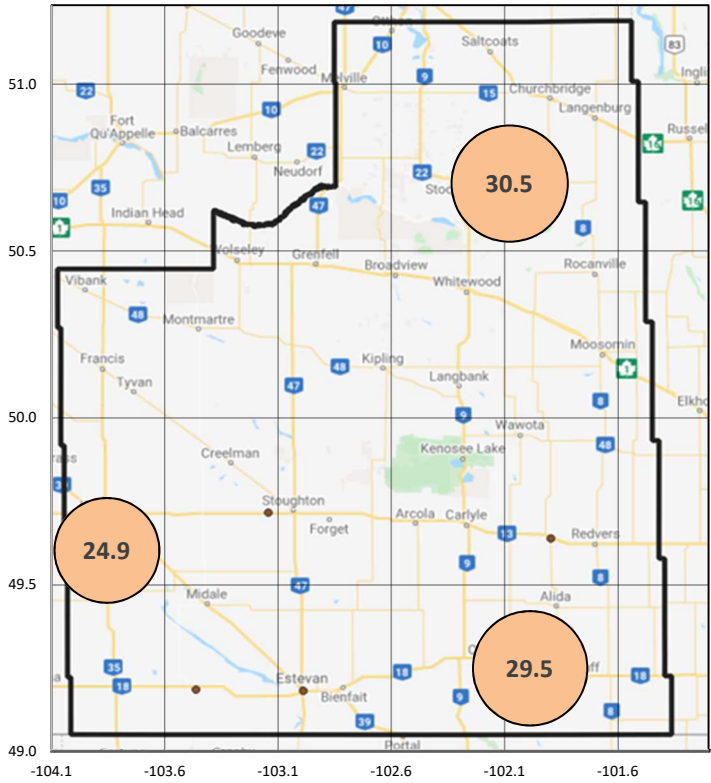
Station	Avg (ppb)	Max (ppb)	uptime
Weyburn NO <sub>2</sub>	4.4	22.3	94%
Glen Ewen NO <sub>2</sub>	2.5	14.9	94%
Stoughton NO <sub>2</sub>	2.6	14.9	14%
Esterhazy NO <sub>2</sub>	2.8	12.5	94%
Torquay NO <sub>2</sub>	-	-	-
Wauchope NO <sub>2</sub>	-	-	-
Oxbow NO <sub>2</sub>	1.8	13.6	94%
Estevan NO <sub>2</sub>	-	-	-



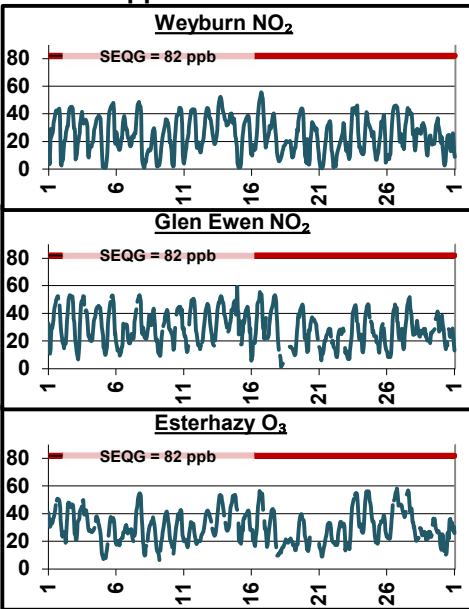
### Nitrogen Dioxide in ppb



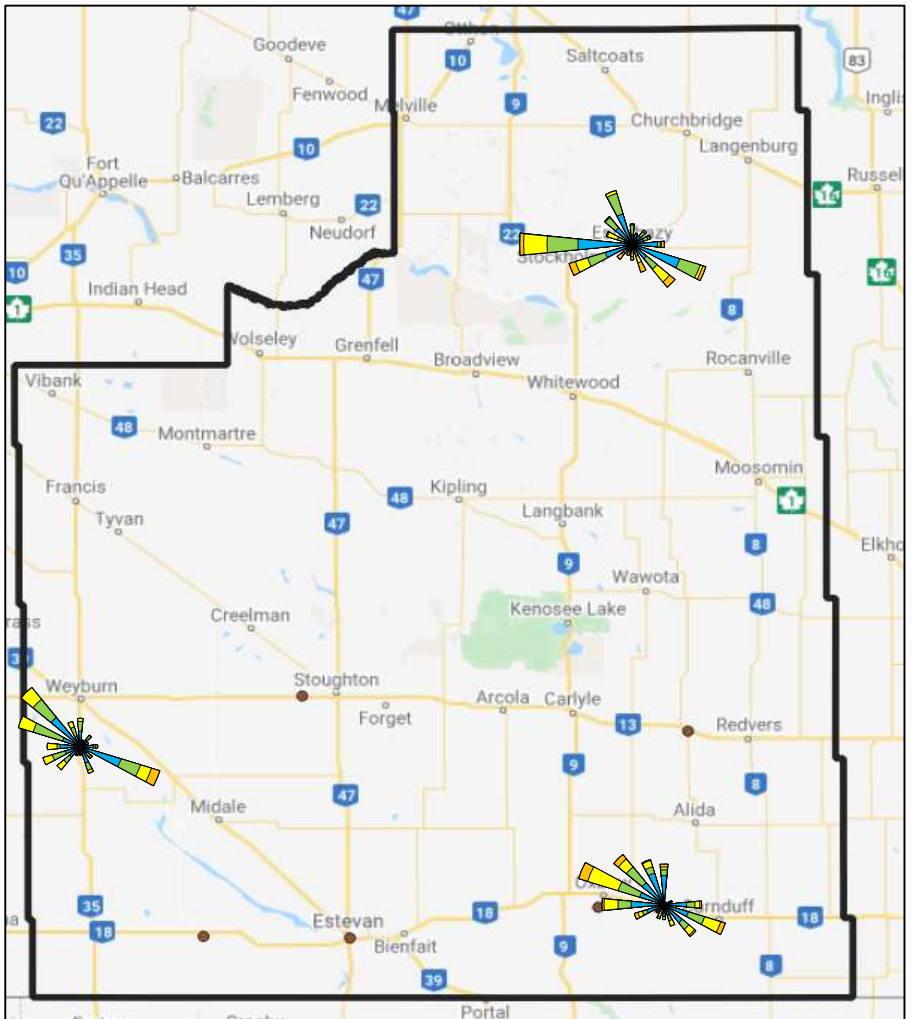
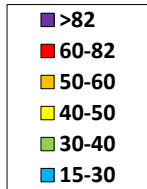
2020 O <sub>3</sub> Station Summary			
Station	Avg (ppb)	Max (ppb)	uptime
Weyburn O <sub>3</sub>	24.9	55.7	94%
Glen Ewen O <sub>3</sub>	29.5	59.5	94%
Stoughton O <sub>3</sub>	-	-	-
Esterhazy O <sub>3</sub>	30.5	58.4	94%
Torquay O <sub>3</sub>	-	-	-
Wauchope O <sub>3</sub>	-	-	-
Oxbow O <sub>3</sub>	-	-	-
Estevan O <sub>3</sub>	-	-	-



Ozone in ppb



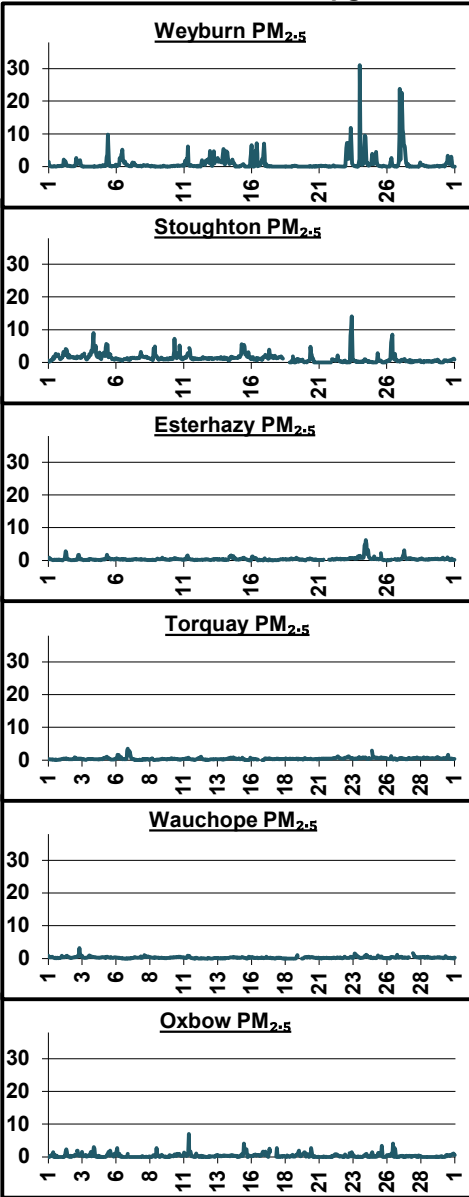
O<sub>3</sub> Roses in ppb



### June 2020 PM<sub>2.5</sub> Station Summary

Station	Avg (µg/m <sup>3</sup> )	Max (µg/m <sup>3</sup> )	uptime
Weyburn PM <sub>2.5</sub>	7.0	26.0	99%
Glen Ewen PM <sub>2.5</sub>	-	-	-
Stoughton PM <sub>2.5</sub>	5.2	43.9	99%
Esterhazy PM <sub>2.5</sub>	5.6	68.3	99%
Torquay PM <sub>2.5</sub>	4.9	52.7	99%
Wauchope PM <sub>2.5</sub>	8.0	31.8	97%
Oxbow PM <sub>2.5</sub>	5.8	33.6	99%
Estevan PM <sub>2.5</sub>	-	-	-

### Fine Particulate Matter in µg/m<sup>3</sup>



PM<sub>2.5</sub> Roses  
in µg/m<sup>3</sup>

