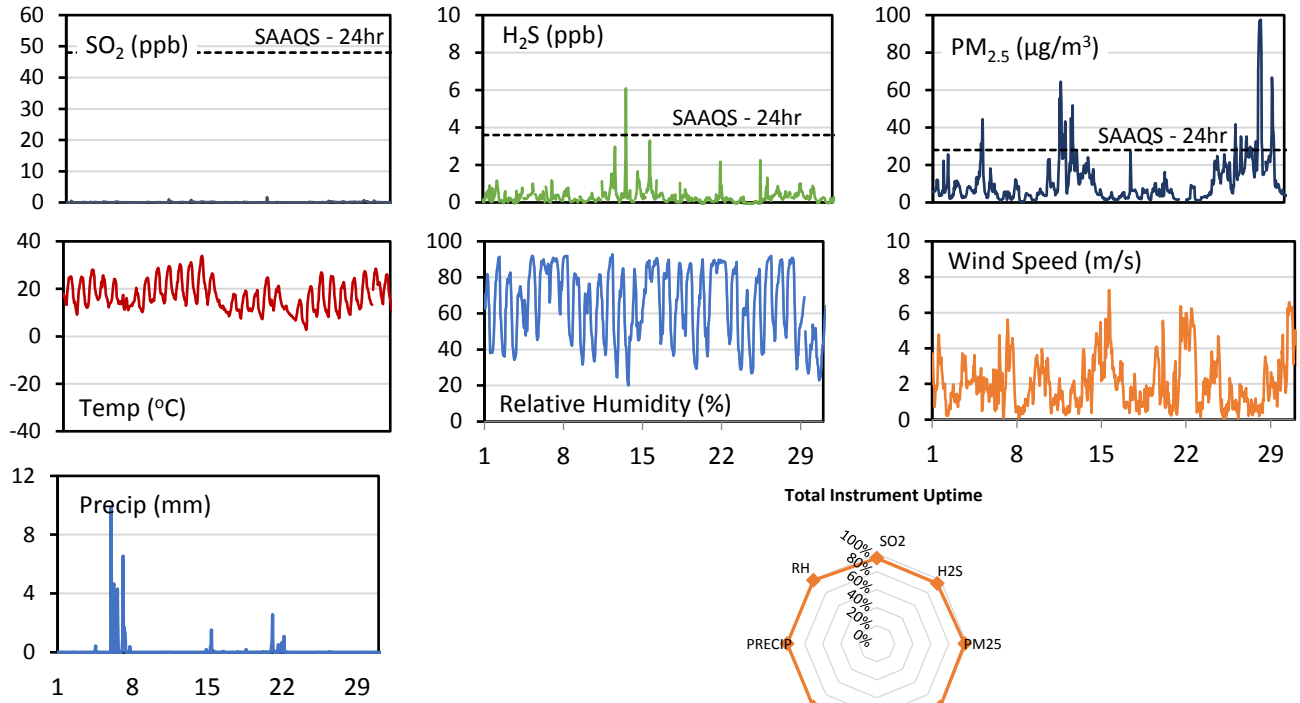


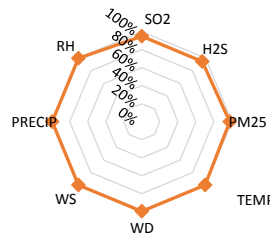
WYAMZ Kindersley Station - August 2015 Summary Report

Pollutants		Month Records		24-Hour Records				1-Hour Records			
Name	Conc. Unit	Avg. Conc.	Total Uptime	Maximum		SAAQS Standard	Exceed Days	Maximum		SAAQS Standard	Exceed Hours
				Conc.	Time			Conc.	Time		
SO ₂	ppb	0.1	95%	0.3	Aug-28	48	0	2.3	Aug-31 19:00	172	0
H ₂ S	ppb	0.3	95%	0.8	Aug-15	3.6	0	6.1	Aug-13 07:00	11	0
PM _{2.5}	µg/m ³	10.4	98%	36.9	Aug-28	28	2	97.6	Aug-29 00:00	-	-

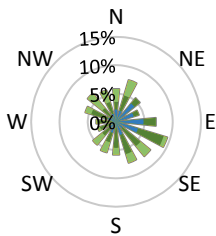
SAAQS: Saskatchewan Ambient Air Quality Standards



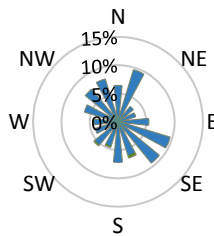
Total Instrument Uptime



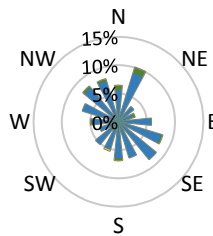
Wind Rose



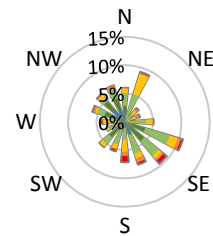
SO₂ Pollutant Rose



H₂S Pollutant Rose



PM_{2.5} Pollutant Rose



Parameters	Unit	Color Code for Wind Speed and Pollution Concentration Class					
Wind Speed	m/s	0.3 ≤ WS < 1.4	1.4 ≤ WS < 3.1	3.1 ≤ WS < 7.8	7.8 ≤ WS < 10.8	10.8 ≤ WS < 13.6	WS ≥ 13.6
SO ₂	ppb	0 ≤ C < 1	1 ≤ C < 5	5 ≤ C < 10	10 ≤ C < 57	57 ≤ C < 172	C ≥ 172
H ₂ S	ppb	0 ≤ C < 1	1 ≤ C < 3.6	3.6 ≤ C < 5	5 ≤ C < 8	8 ≤ C < 10.8	C ≥ 10.8
PM _{2.5}	µg/m ³	0 ≤ C < 2	2 ≤ C < 4	4 ≤ C < 10	10 ≤ C < 20	20 ≤ C < 30	C ≥ 30

Monthly Update

- Achieved 94-99% of scheduled uptime
- Downtime results from operational issues and routine daily Internal Zeroes and Spans
- Maintenance performed August 19; calibration performed August 31

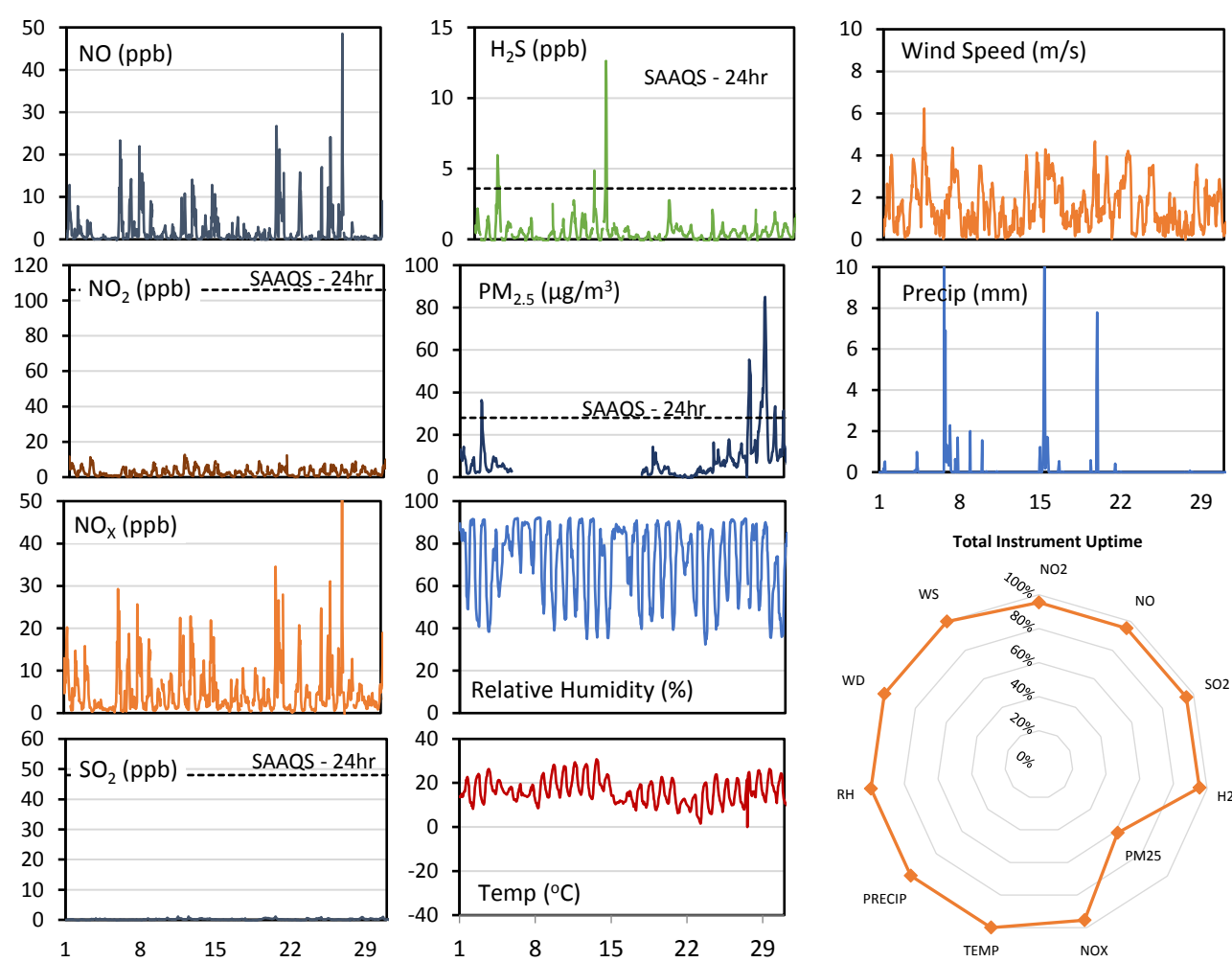
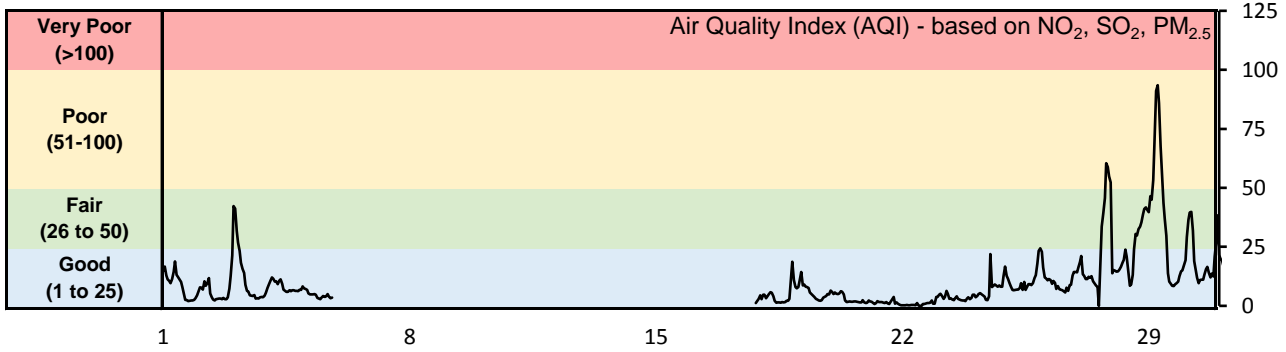
Exceedance Summary (24- Hour Average - Exceedances Highlighted)

Exceedance Day	SO ₂ ppb	PM _{2.5} µg/m ³	H ₂ S ppb	Temp °C	WD deg	WS m/s
Aug-28	0.3	36.9	0.4	19.1	137.1	1.6
Aug-29	0.2	29.6	0.3	21.0	168.3	2.1

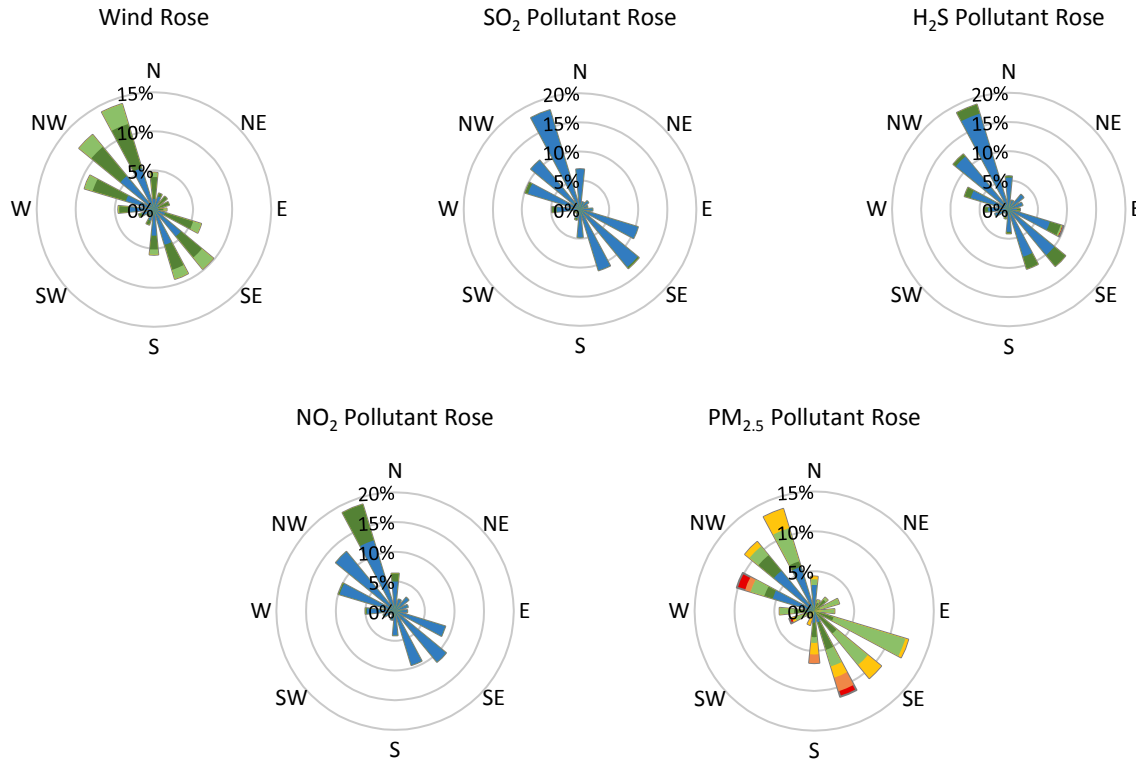
WYAMZ Maidstone Station - August 2015 Summary Report

Pollutants		Month Records		24-Hour Records				1-Hour Records			
Name	Conc. Unit	Avg. Conc.	Total Uptime	Maximum		SAAQS Standard	Exceed Days	Maximum		SAAQS Standard	Exceed Hours
				Conc.	Time			Conc.	Time		
NO	ppb	2.0	95%	8.1	Aug-21	-	-	48.5	Aug-27 08:00	-	-
NO ₂	ppb	2.8	95%	4.4	Aug-21	106	0	12.7	Aug-12 00:00	159	0
NO _x	ppb	4.8	95%	12.5	Aug-21	-	-	52.4	Aug-27 08:00	-	-
SO ₂	ppb	0.2	95%	0.7	Aug-31	48	0	1.8	Aug-31 16:00	172	0
H ₂ S	ppb	0.5	95%	1.9	Aug-13	3.6	0	12.6	Aug-13 08:00	11	2
PM _{2.5}	µg/m ³	8.6	61%	32.1	Aug-29	28	1	85.0	Aug-29 06:00	-	-

SAAQS: Saskatchewan Ambient Air Quality Standards



WYAMZ Maidstone Station - August 2015 Summary Report



Parameters	Unit	Color Code for Wind Speed and Pollution Concentration Class					
		0.3 ≤ WS < 1.4	1.4 ≤ WS < 3.1	3.1 ≤ WS < 7.8	7.8 ≤ WS < 10.8	10.8 ≤ WS < 13.6	WS ≥ 13.6
SO ₂	ppb	0 ≤ C < 1	1 ≤ C < 5	5 ≤ C < 10	10 ≤ C < 57	57 ≤ C < 172	C ≥ 172
NO ₂	ppb	0 ≤ C < 5	5 ≤ C < 15	15 ≤ C < 30	30 ≤ C < 100	100 ≤ C < 212	C ≥ 212
H ₂ S	ppb	0 ≤ C < 1	1 ≤ C < 3.6	3.6 ≤ C < 5	5 ≤ C < 8	8 ≤ C < 10.8	C ≥ 10.8
PM _{2.5}	μg/m ³	0 ≤ C < 2	2 ≤ C < 4	4 ≤ C < 10	10 ≤ C < 20	20 ≤ C < 30	C ≥ 30

Monthly Update

- Significant forest fire activity had an impact on particulate monitoring equipment throughout the month
- Achieved >99% of scheduled uptime with the exception of PM (61%).
- Downtime results from operational issues (PM) and routine daily Internal Zeroes and Spans

Exceedance Summary (1- Hour Average - Exceedances Highlighted)

Exceedance Time	AQI	NO ₂ ppb	NO ppb	SO ₂ ppb	PM _{2.5} μg/m ³	NO _x ppb	H ₂ S ppb	Temp °C	WD deg	WS m/s
Aug-13 08:00	N/A	5.7	7.2	0.1	N/A	12.8	12.6	15.2	124.8	0.7
Aug-13 09:00	N/A	3.7	2.5	0.2	N/A	6.2	11.1	18.3	122.2	1.2

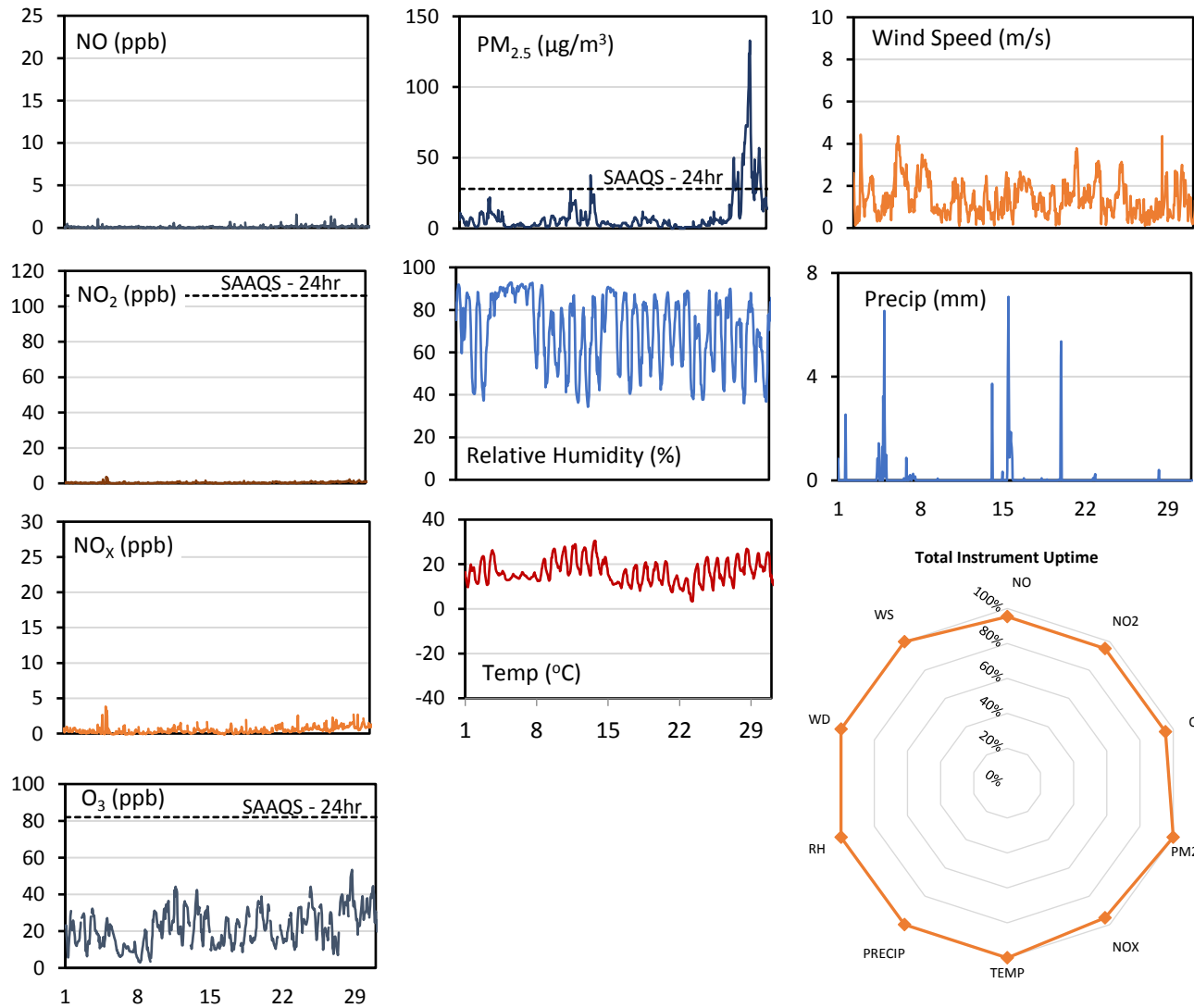
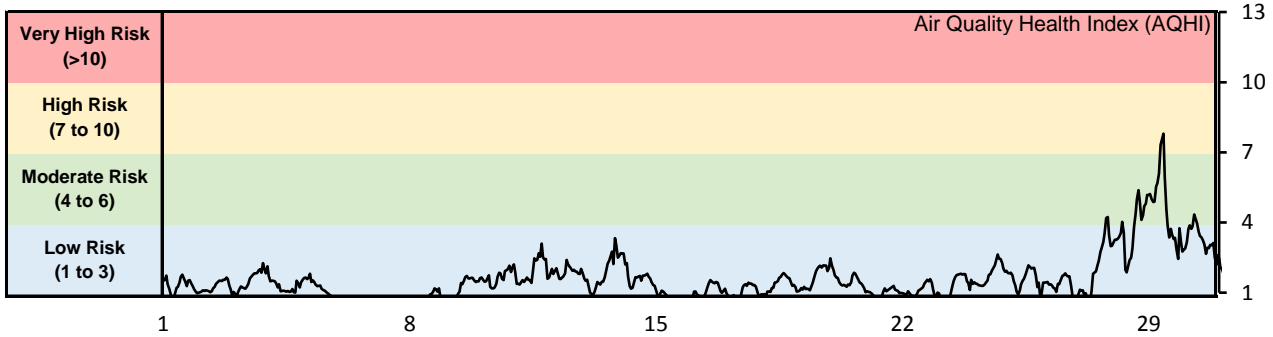
Exceedance Summary (24- Hour Average - Exceedances Highlighted)

Exceedance Day	AQI	NO ₂ ppb	NO ppb	SO ₂ ppb	PM _{2.5} μg/m ³	NO _x ppb	H ₂ S ppb	Temp °C	WD deg	WS m/s
Aug-29	38.9	3.2	0.3	0.3	32.1	3.5	0.7	18.8	200.5	1.3

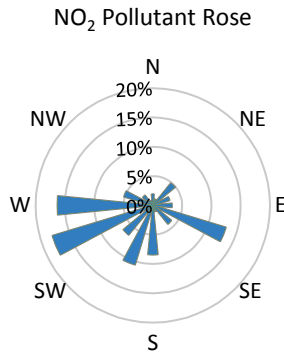
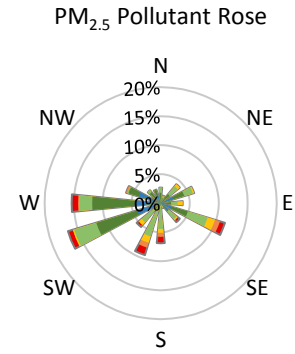
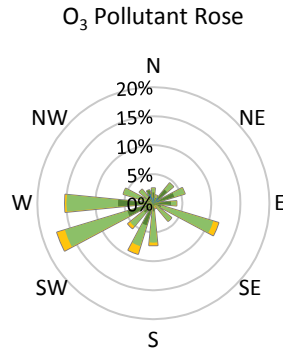
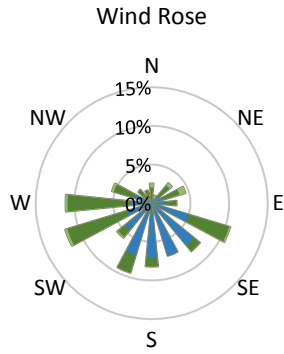
WYAMZ Meadow Lake Station - August 2015 Summary Report

Pollutants		Month Records		24-Hour Records				1-Hour Records			
Name	Conc. Unit	Avg. Conc.	Total Uptime	Maximum		SAAQS Standard	Exceed Days	Maximum		SAAQS Standard	Exceed Hours
				Conc.	Time			Conc.	Time		
NO	ppb	0.1	95%	0.3	Aug-27	-	-	1.6	Aug-23 23:00	-	-
NO ₂	ppb	0.4	95%	1.0	Aug-29	106	0	3.7	Aug-05 03:00	159	0
NO _x	ppb	0.5	95%	1.2	Aug-29	-	-	3.8	Aug-05 03:00	-	-
O ₃	ppb	22.2	95%	38.8	Aug-28	-	-	53.4	Aug-28 17:00	82	0
PM _{2.5}	µg/m ³	8.9	100%	64.4	Aug-29	28	3	132.9	Aug-29 10:00	-	-

SAAQS: Saskatchewan Ambient Air Quality Standards



WYAMZ Meadow Lake Station - August 2015 Summary Report



Parameters	Unit	Color Code for Wind Speed and Pollution Concentration Class					
Wind Speed	m/s	0.3 ≤ WS < 1.4	1.4 ≤ WS < 3.1	3.1 ≤ WS < 7.8	7.8 ≤ WS < 10.8	10.8 ≤ WS < 13.6	WS ≥ 13.6
O ₃	ppb	0 ≤ C < 10	10 ≤ C < 20	20 ≤ C < 40	40 ≤ C < 60	60 ≤ C < 82	C ≥ 82
NO ₂	ppb	0 ≤ C < 5	5 ≤ C < 15	15 ≤ C < 30	30 ≤ C < 100	100 ≤ C < 212	C ≥ 212
PM _{2.5}	µg/m ³	0 ≤ C < 2	2 ≤ C < 4	4 ≤ C < 10	10 ≤ C < 20	20 ≤ C < 30	C ≥ 30

Monthly Update

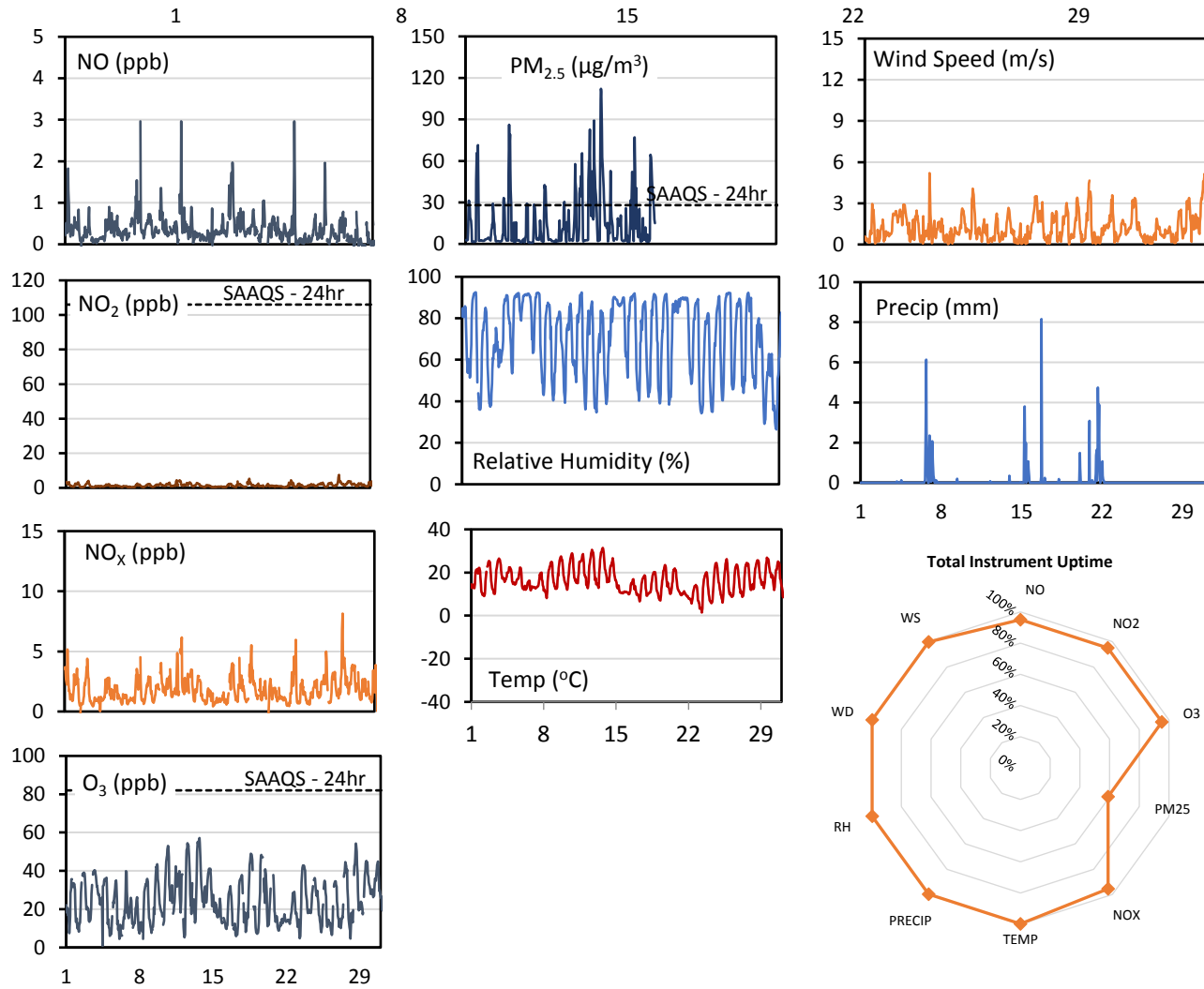
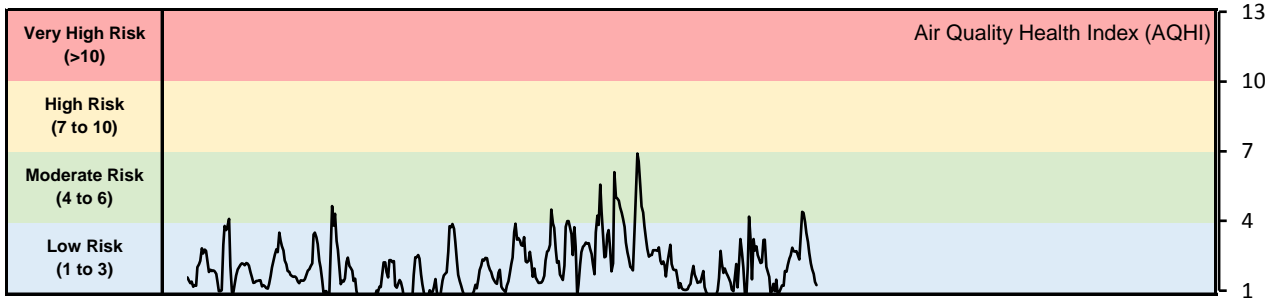
- Achieved 100% of scheduled uptime
- Downtime results from routine maintenance and daily Internal Zeroes and Spans
- Routine maintenance performed August 21

Exceedance Summary (24- Hour Average - Exceedances Highlighted)									
Exceedance Time	AQI	NO ₂ ppb	NO ppb	O ₃ ppb	PM _{2.5} µg/m ³	NO _x ppb	Temp °C	WD deg	WS m/s
Aug-28	3.7	0.9	0.1	38.8	33.4	1.0	21.0	180.7	1.3
Aug-29	4.6	1.0	0.2	28.6	64.4	1.2	18.9	187.6	1.3
Aug-30	3.3	0.9	0.2	34.9	29.2	1.1	20.3	162.9	1.4

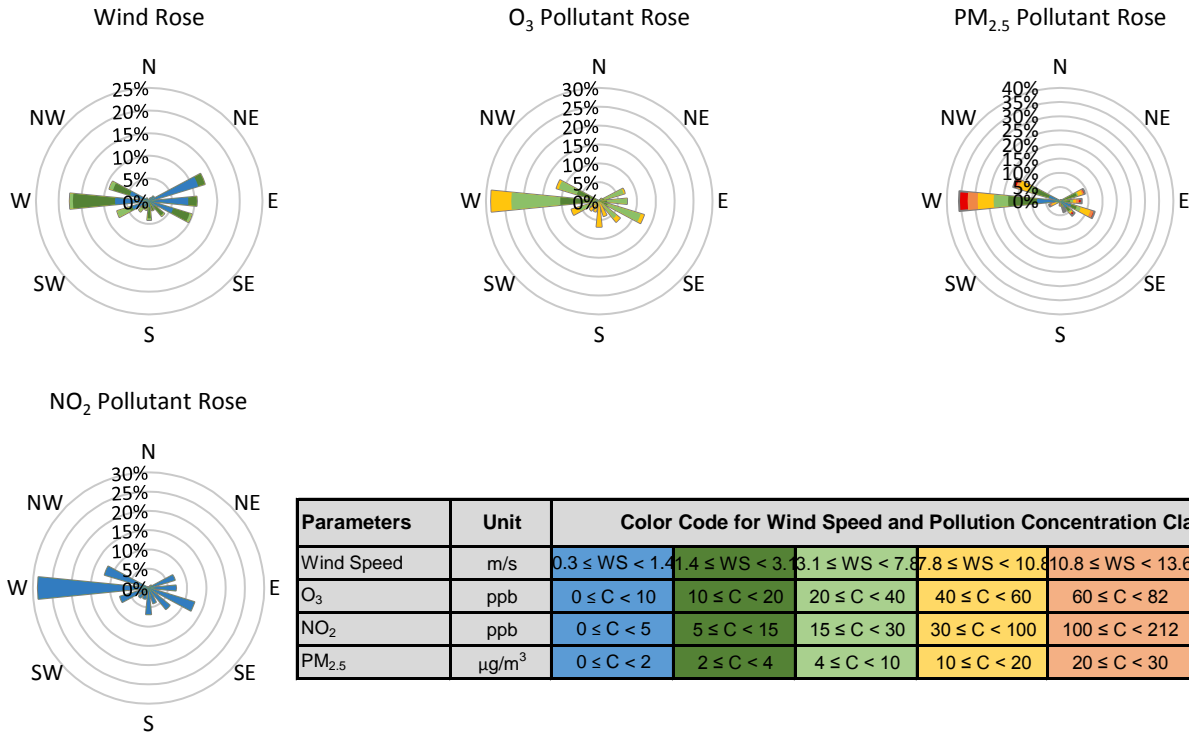
WYAMZ Unity Station - August 2015 Summary Report

Pollutants		Month Records		24-Hour Records				1-Hour Records			
Name	Conc. Unit	Avg. Conc.	Total Uptime	Maximum		SAAQS Standard	Exceed Days	Maximum		SAAQS Standard	Exceed Hours
				Conc.	Time			Conc.	Time		
NO	ppb	0.4	95%	0.9	Aug-17	-	-	3.0	Aug-08 08:00	-	-
NO ₂	ppb	1.5	95%	2.6	Aug-28	106	0	7.5	Aug-27 22:00	159	0
NO _x	ppb	1.8	95%	2.9	Aug-28	-	-	8.1	Aug-27 22:00	-	-
O ₃	ppb	24.7	95%	36.0	Aug-13	-	-	57.1	Aug-13 17:00	82	0
PM _{2.5}	µg/m ³	14.5	59%	36.0	Aug-14	28	3	112.1	Aug-14 02:00	-	-

SAAQS: Saskatchewan Ambient Air Quality Standards



WYAMZ Unity Station - August 2015 Summary Report



Monthly Update

- Significant forest fire activity had an impact on particulate monitoring equipment throughout the month
- Achieved >99% of scheduled uptime with the exception of PM (59%)
- Downtime results from routine maintenance and daily Internal Zeroes and Spans

Exceedance Summary (24- Hour Average - Exceedances Highlighted)

Exceedance Time	AQI	NO ₂ ppb	NO ppb	O ₃ ppb	PM _{2.5} µg/m ³	NO _x ppb	Temp °C	WD deg	WS m/s
Aug-13	3.5	1.9	0.3	36.0	30.9	2.2	22.3	108.7	1.3
Aug-14	3.4	1.2	0.2	30.8	36.0	1.4	20.1	144.8	0.4
Aug-19	2.9	2.0	0.4	25.2	29.7	2.4	14.8	133.1	1.4