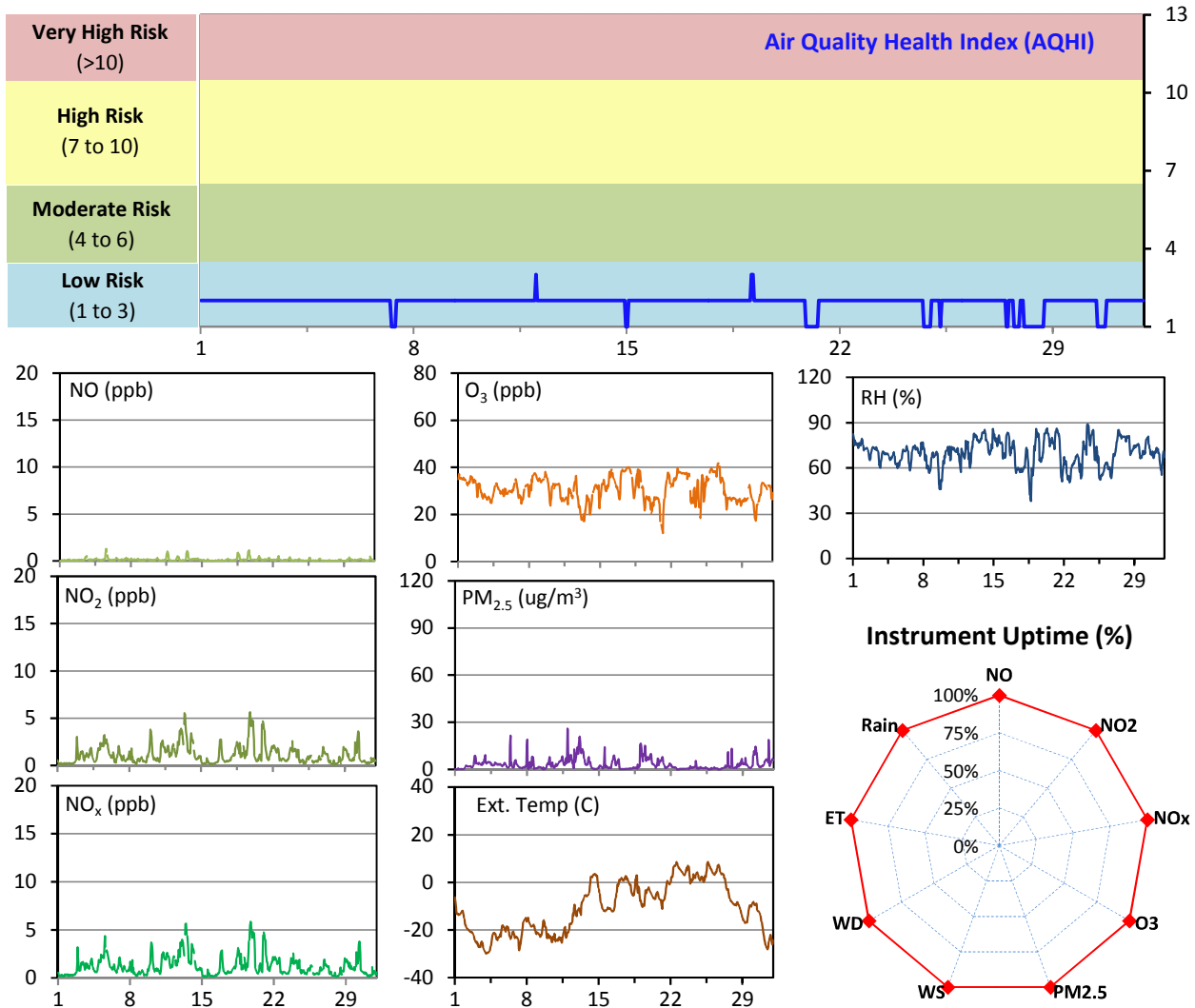


WYAMZ Meadow Lake Station - January 2015 Summary Report

Pollutants		Month Records		24-Hour Records				1-Hour Records			
Name	Conc. Unit	Avg. Conc.	Uptime	Maximum		SAAQS Objective	Exceed Days	Maximum		SAAQS Objective	Exceed Hours
				Conc.	Time			Conc.	Time		
NO	ppb	0.1	100.0%	0.3	Jan-19	-	-	1.3	Jan-05 13:00	-	-
NO ₂	ppb	1.1	100.0%	2.9	Jan-13	-	-	5.6	Jan-19 18:00	212	0
NO _x	ppb	1.3	100.0%	3.2	Jan-13	-	-	5.9	Jan-19 17:00	-	-
O ₃	ppb	31	100.0%	39	Jan-17	-	-	42	Jan-26 15:00	82	0
PM _{2.5}	ug/m3	3	100.0%	10	Jan-13	30	0	26	Jan-11 22:00	-	-

SAAQS: Saskatchewan Ambient Air Quality Standards

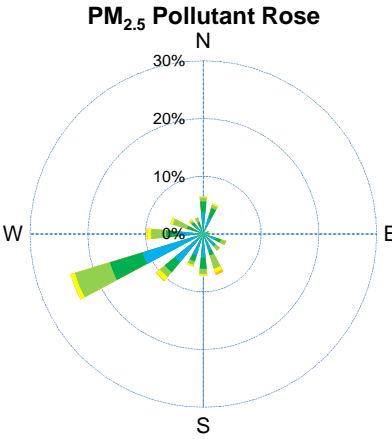
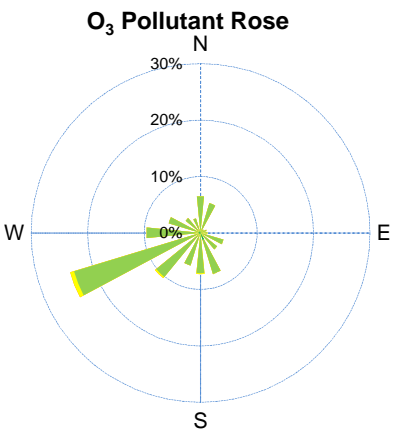
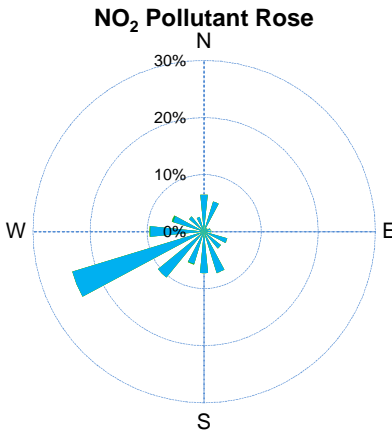
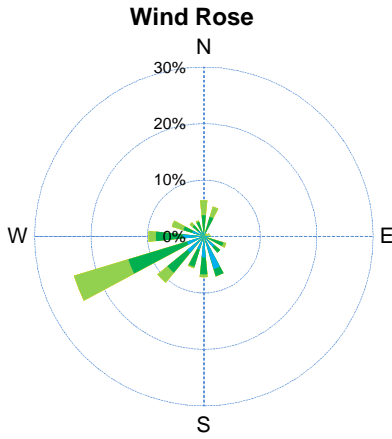


Monthly Update

- *All data has been slope, intercept, and baseline corrected. Data may change after validation process.
- *All compliance parameters were within the Saskatchewan Ambient Air Quality Standards.
- *All compliance parameters were greater than 90% operational, there are no operational issues to report.



WYAMZ Meadow Lake Station - January 2015 Summary Report



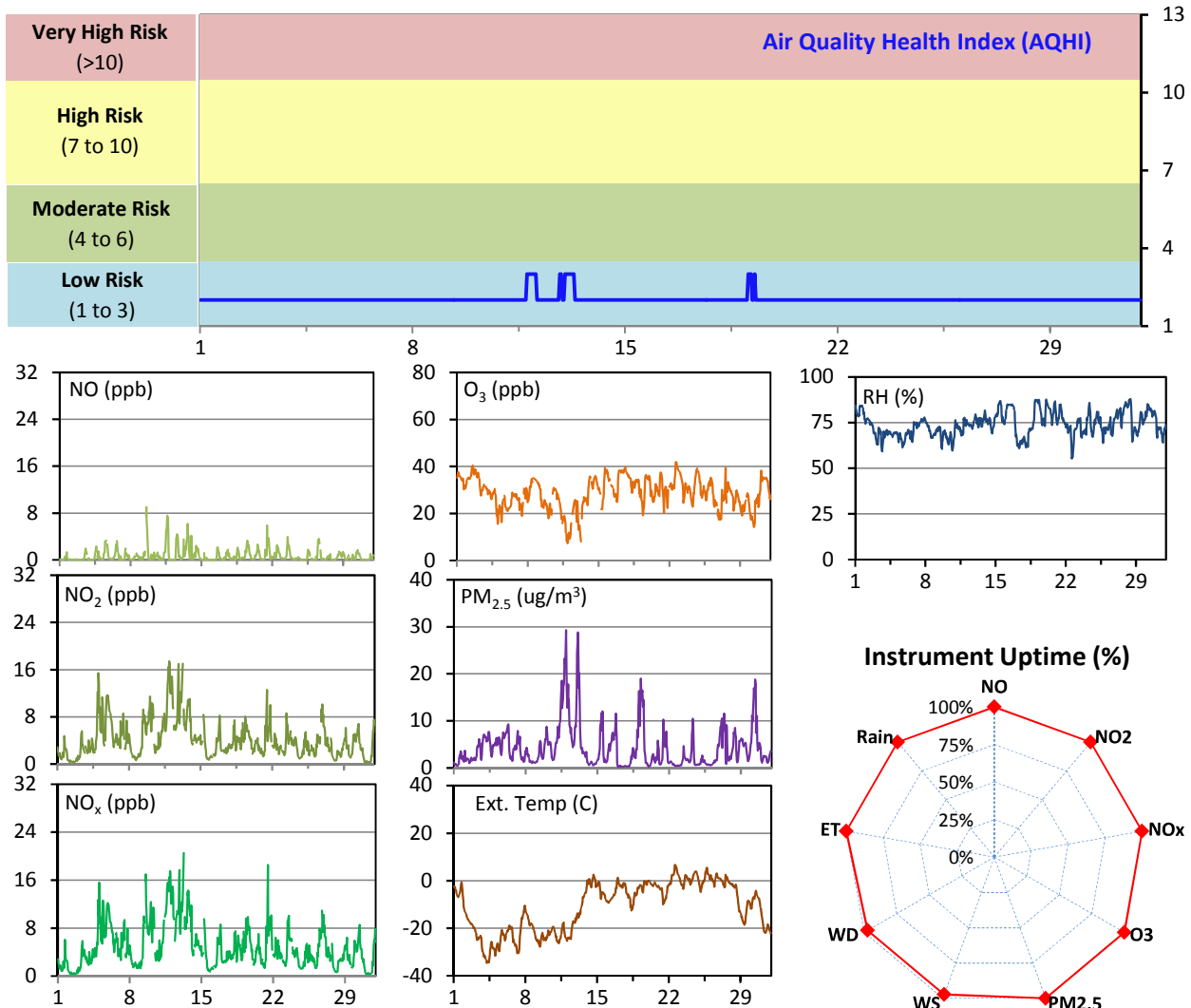
Parameters	Unit	Color Code for Wind Spd & Pollutant Conc. Class					
Wind Speed	m/s	0.3 ≤ WS < 1.4	1.4 ≤ WS < 3.1	3.1 ≤ WS < 7.8	7.8 ≤ WS < 10.8	10.8 ≤ WS < 13.6	WS ≥ 13.6
NO ₂	ppb	0 ≤ C < 5	5 ≤ C < 15	15 ≤ C < 30	30 ≤ C < 100	100 ≤ C < 212	C ≥ 212
O ₃	ppb	0 ≤ C < 10	10 ≤ C < 20	20 ≤ C < 40	40 ≤ C < 60	60 ≤ C < 82	C ≥ 82
PM _{2.5}	ug/m ³	0 ≤ C < 2	2 ≤ C < 4	4 ≤ C < 10	10 ≤ C < 20	20 ≤ C < 30	C ≥ 30



WYAMZ Unity Station - January 2015 Summary Report

Pollutants		Month Records		24-Hour Records				1-Hour Records			
Name	Conc. Unit	Avg. Conc.	Uptime	Maximum		SAAQS Objective	Exceed Days	Maximum		SAAQS Objective	Exceed Hours
				Conc.	Time			Conc.	Time		
NO	ppb	0.7	100.0%	2.0	Jan-11	-	-	9.0	Jan-09 13:00	-	-
NO ₂	ppb	4.2	100.0%	9.9	Jan-13	-	-	17.4	Jan-11 22:00	212	0
NO _x	ppb	4.9	100.0%	11.7	Jan-13	-	-	20.5	Jan-13 06:00	-	-
O ₃	ppb	29	100.0%	38	Jan-17	-	-	42	Jan-22 15:00	82	0
PM _{2.5}	ug/m3	4	100.0%	14	Jan-11	30	0	29	Jan-11 22:00	-	-

SAAQS: Saskatchewan Ambient Air Quality Standards



Monthly Update

*All data has been slope, intercept, and baseline corrected. Data may change after validation process.

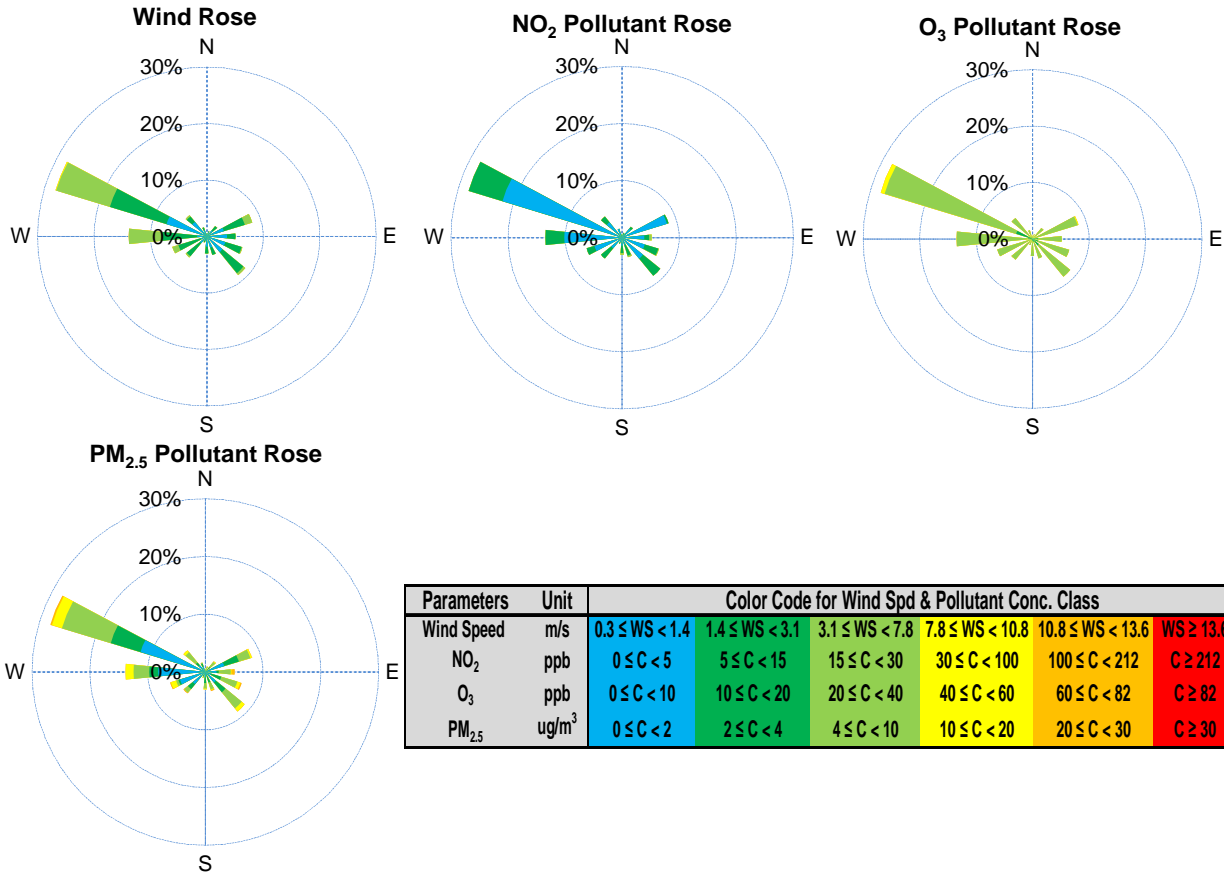
*All compliance parameters were within the Saskatchewan Ambient Air Quality Standards.

*All compliance parameters are above 90% operational.

*20 hours of WS/WD data was flagged as "analyzer failure" on Jan 4 and 13, attributed to adverse weather condition. The wind data shows that the instrument was likely frozen.



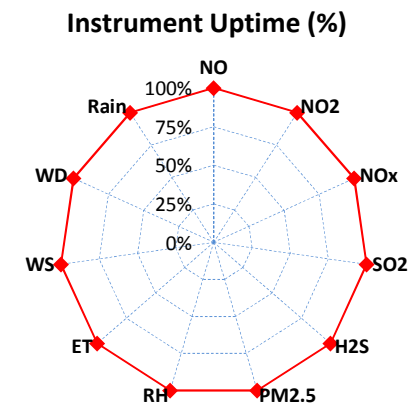
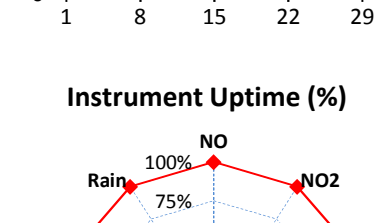
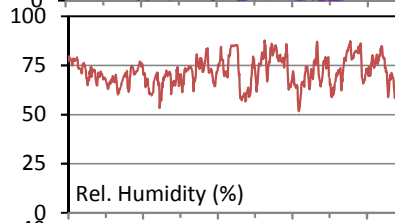
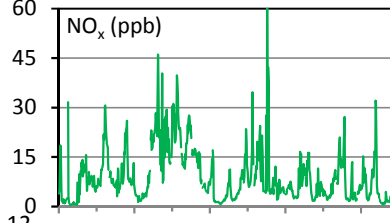

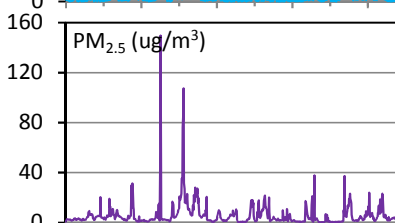
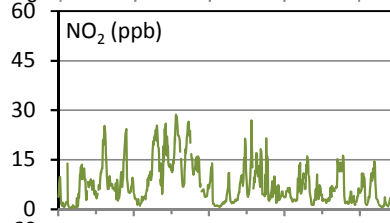
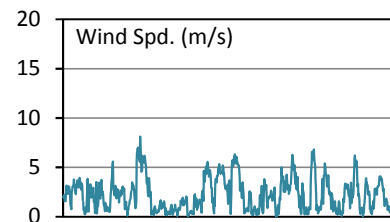
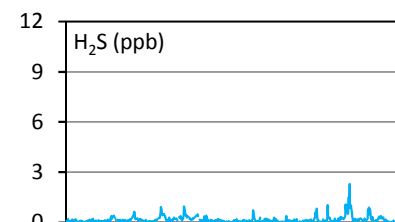
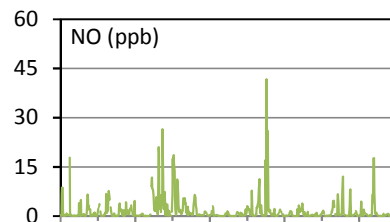
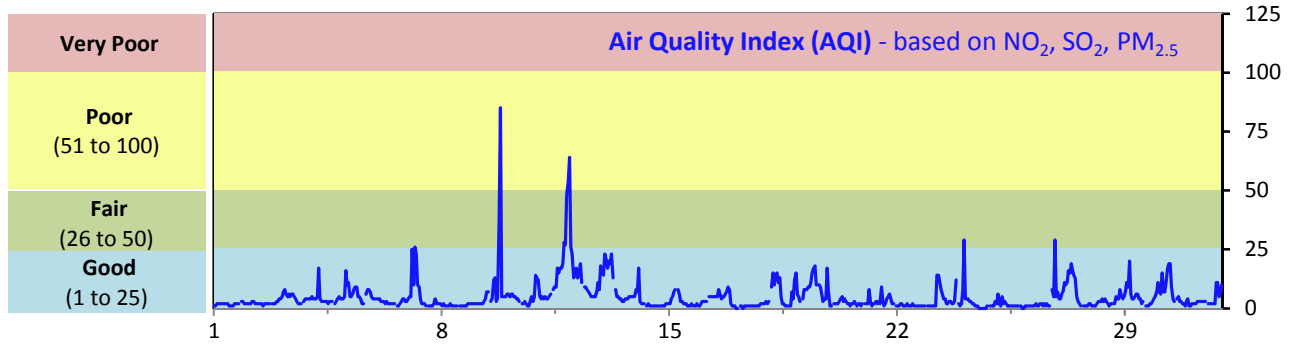
WYAMZ Unity Station - January 2015 Summary Report



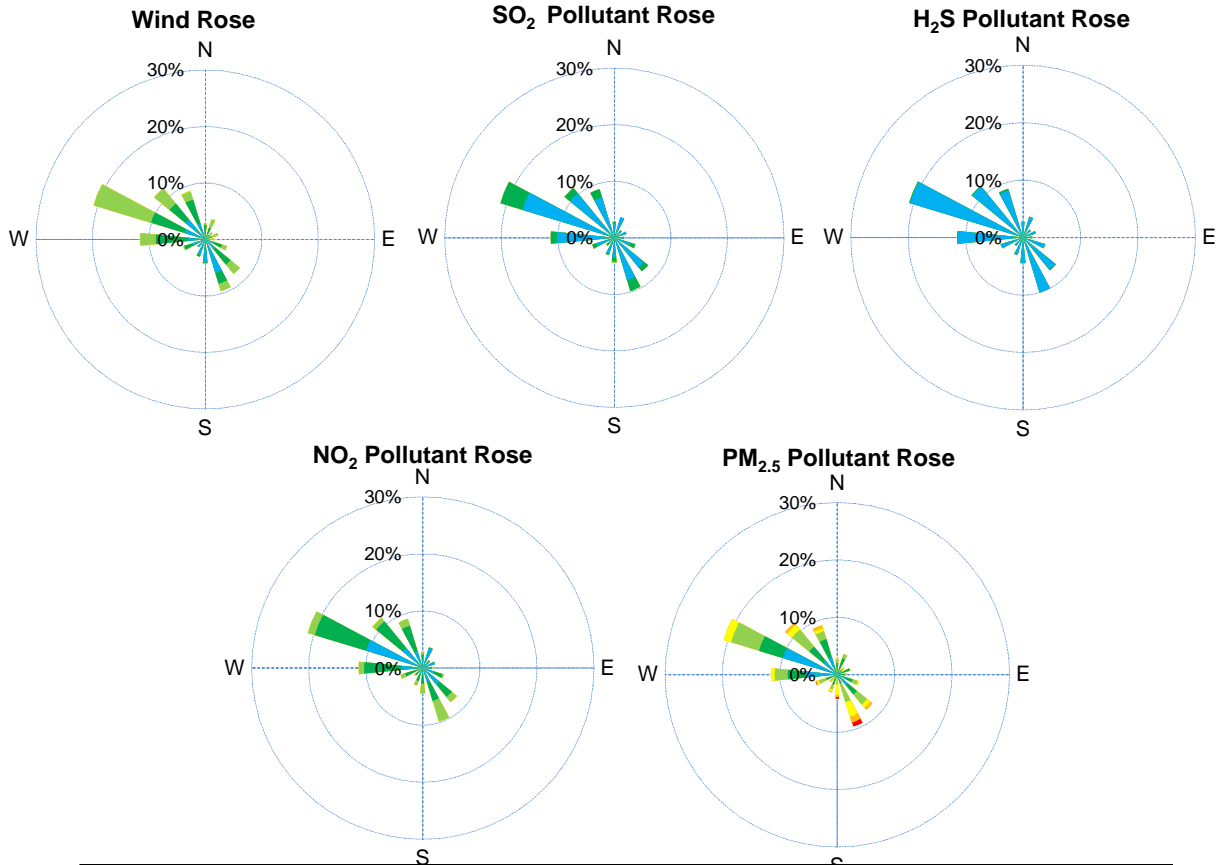
WYAMZ Maidstone Station - January 2015 Summary Report

Pollutants		Month Records		24-Hour Records				1-Hour Records			
Name	Conc. Unit	Avg. Conc.	Uptime	Maximum		SAAQS Objective	Exceed Days	Maximum		SAAQS Objective	Exceed Hours
				Conc.	Time			Conc.	Time		
NO	ppb	1.6	100.0%	6.0	Jan-20	-	-	41.7	Jan-20 07:00	-	-
NO ₂	ppb	7.7	100.0%	17.2	Jan-11	-	-	28.7	Jan-11 22:00	212	0
NO _x	ppb	9.3	100.0%	23.0	Jan-10	-	-	63.2	Jan-20 07:00	-	-
SO ₂	ppb	0.5	100.0%	2.4	Jan-5	57	0	7.9	Jan-09 19:00	172	0
H ₂ S	ppb	0.2	100.0%	0.6	Jan-27	3.6	0	2.3	Jan-27 07:00	10.8	0
PM _{2.5}	ug/m3	6	100.0%	23	Jan-11	30	0	150	Jan-09 19:00	-	-

SAAQS: Saskatchewan Ambient Air Quality Standards



WYAMZ Maidstone Station - January 2015 Summary Report



Parameters	Unit	Color Code for Wind Spd & Pollutant Conc. Class					
Wind Speed	m/s	0.3 ≤ WS < 1.4	1.4 ≤ WS < 3.1	3.1 ≤ WS < 7.8	7.8 ≤ WS < 10.8	10.8 ≤ WS < 13.6	WS ≥ 13.6
SO ₂	ppb	0 ≤ C < 1	1 ≤ C < 5	5 ≤ C < 10	10 ≤ C < 57	57 ≤ C < 172	C ≥ 172
NO ₂	ppb	0 ≤ C < 5	5 ≤ C < 15	15 ≤ C < 30	30 ≤ C < 100	100 ≤ C < 212	C ≥ 212
H ₂ S	ppb	0 ≤ C < 1	1 ≤ C < 3.6	3.6 ≤ C < 5	5 ≤ C < 8	8 ≤ C < 10.8	C ≥ 10.8
PM _{2.5}	ug/m ³	0 ≤ C < 2	2 ≤ C < 4	4 ≤ C < 10	10 ≤ C < 20	20 ≤ C < 30	C ≥ 30

Monthly Update

*All data has been slope, intercept, and baseline corrected. Data may change after validation process.

*All compliance parameters were within the Saskatchewan Ambient Air Quality Standards.

*All compliance parameters are above 90% operational, there are no operational issues to report.



