SESAA - April 2020 Esterhazy Station Report

Parm	Average	Valid	Operational	1-hour Max	1-hour Objective	1-hour Max Time	8-hr / 24-hour Max	8-hr / 24-hour Objective	8-hr / 24-hour Max Day	Exceed 1hr / 24hr
NO (ppb)	0.5	95%	100%	14.8	-	Apr-22 04:00	1.6	-	Apr-22	- / -
NO_2 (ppb)	1.6	95%	100%	16.8	159	Apr-03 22:00	4.1	106	Apr-01	0 / 0
NO_X (ppb)	2.1	95%	100%	23.3	-	Apr-29 07:00	4.7	-	Apr-22	- / -
O_3 (ppb)	33.5	95%	100%	51.3	82	Apr-17 18:00	49.5	63	Apr-17	0 / 0
$PM_{2.5}$ (µg/m³)	4.1	100%	100%	18.8	-	Apr-22 22:00	9.6	28	Apr-01	- / 0

Update Summary - Data for the month showed a predominate low AQHI
There were no readings above the SEQG in the month of April 2020
Operation instruments readings remained >90%
Calibrations were performed on April 4, 2020

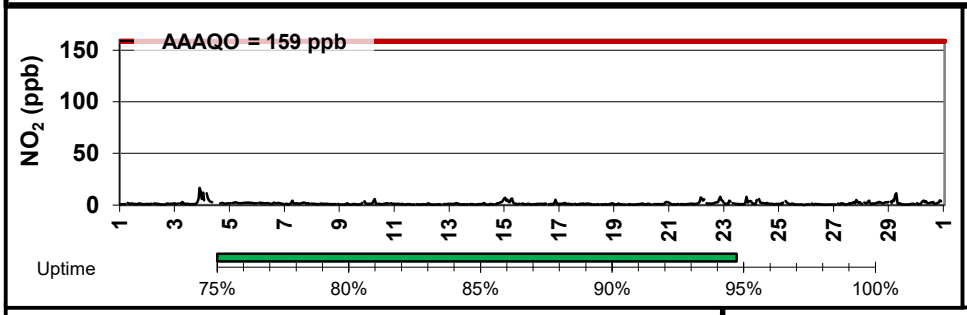

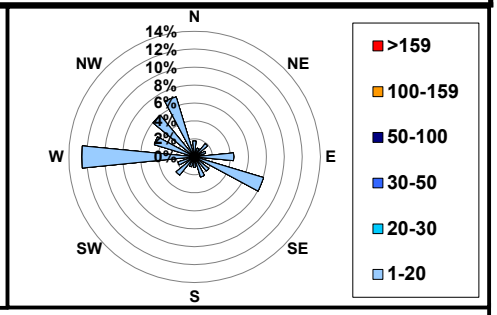

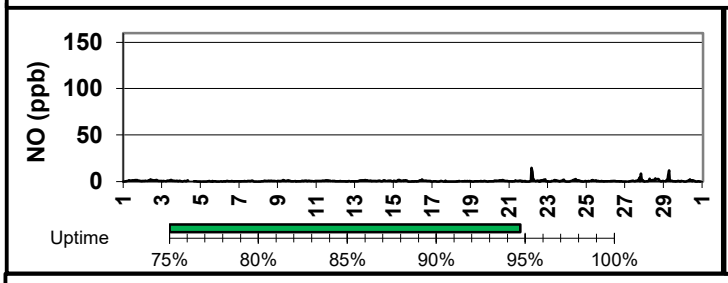

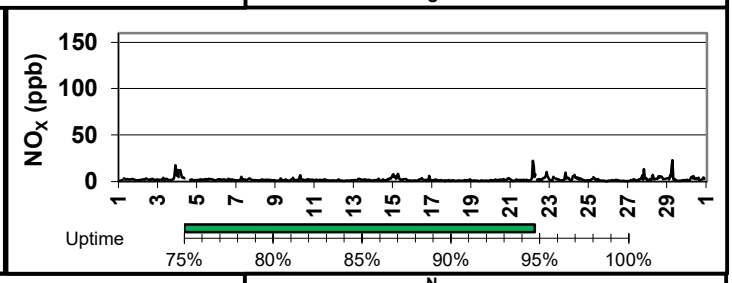

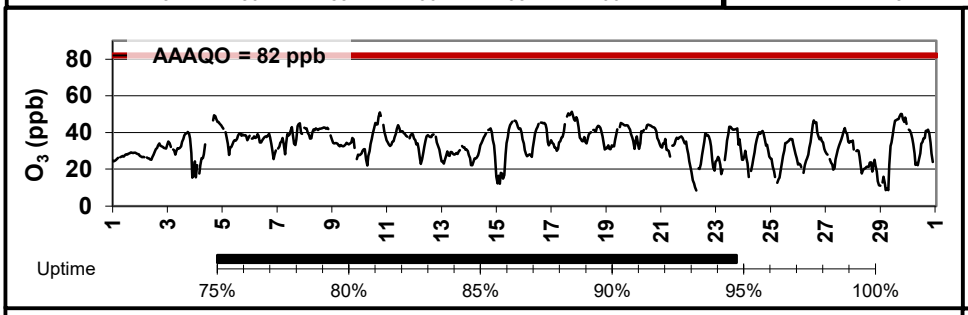

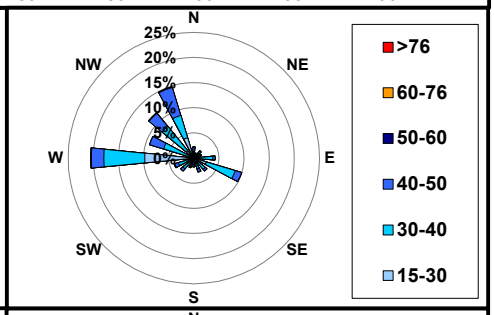

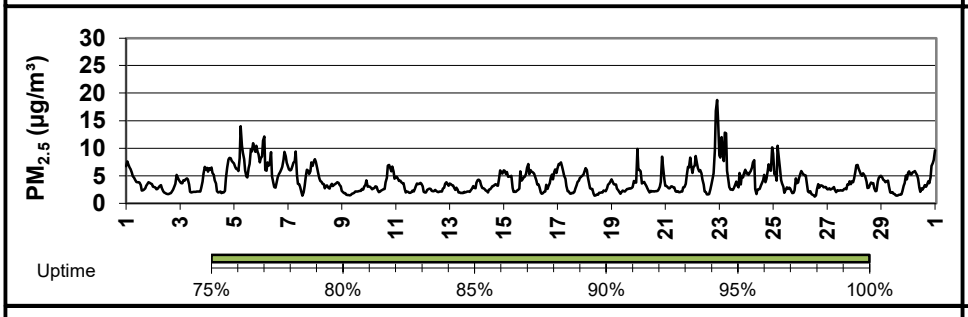

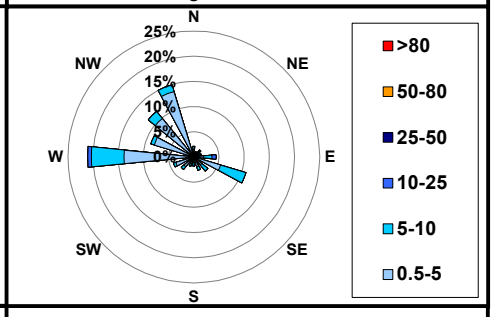

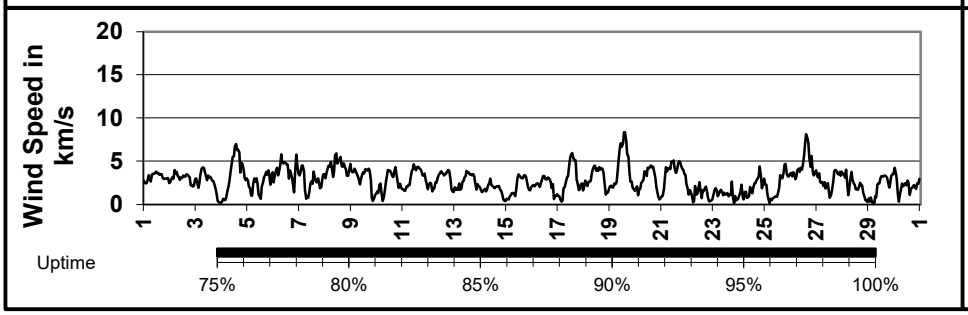

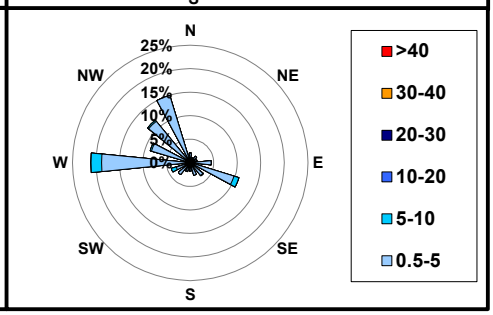

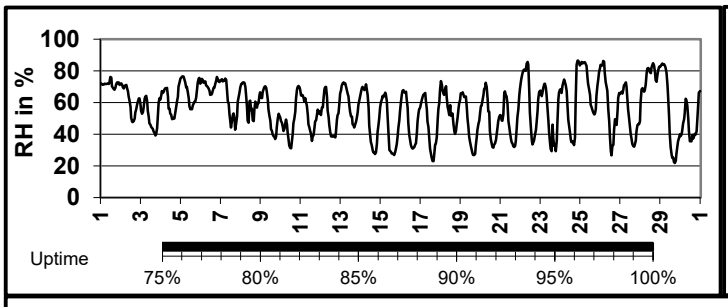

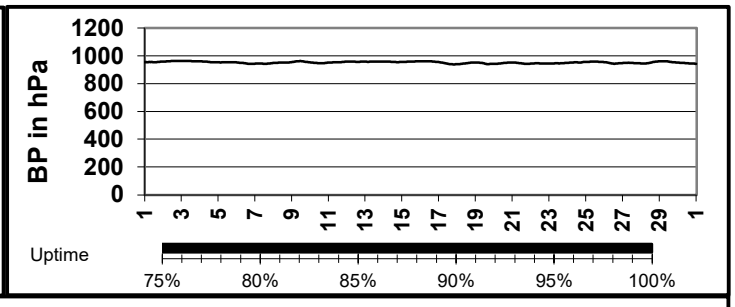

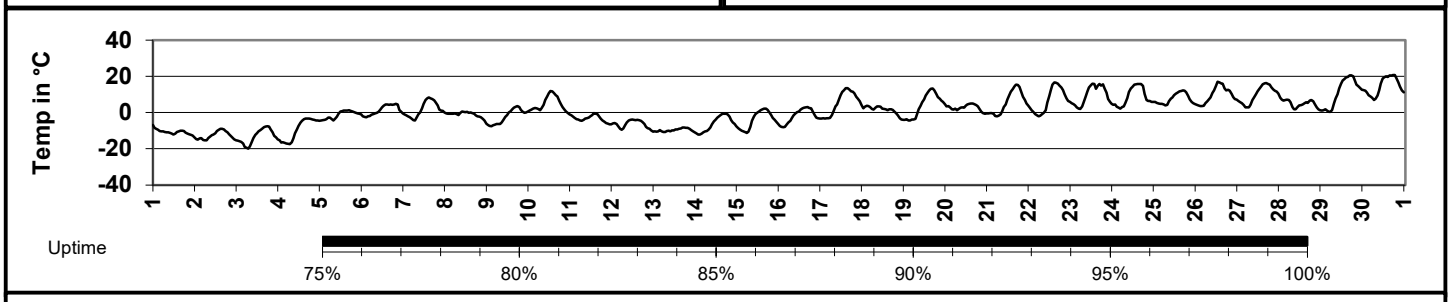

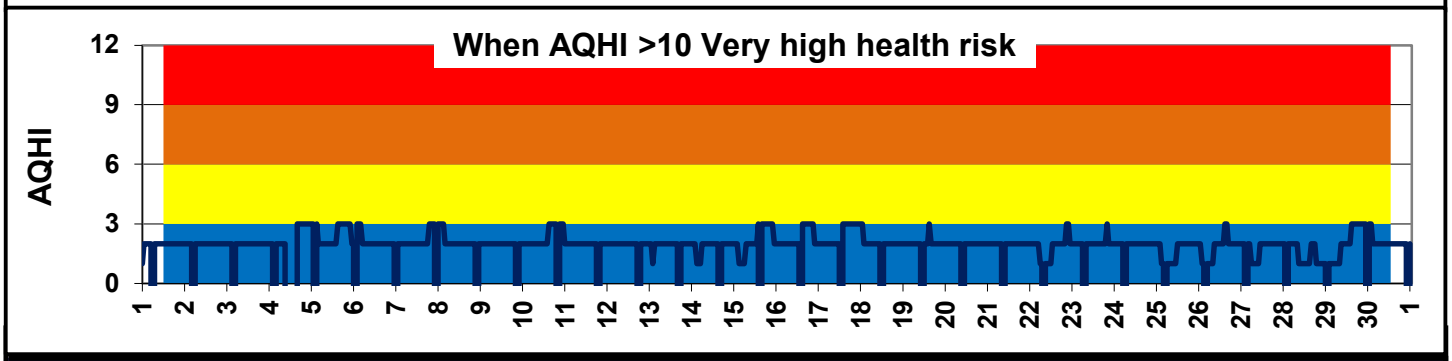

Elevated Hourly Reading Summary

Date	NO_2	O_3	$PM_{2.5}$	Temp	WS	WD
2020-04-03 22:00	16.8	15.4	6.6	-12.9	0.2	148.9
2020-04-17 18:00	1.2	51.3	3.9	11.7	2.8	309.1
2020-04-22 22:00	4.9	20.8	18.8	7.8	0.4	230.6

SESAA - April 2020 Glen Ewen Station Report

Parm	Average	Valid	Operational	1-hour Max	1-hour Objective	1-hour Max Time	8-hr / 24-hour Max	8-hr / 24-hour Objective	8-hr / 24-hour Max Day	Exceed 1hr / 24hr
NO (ppb)	0.1	96%	100%	1.7	-	Apr-29 08:00	0.4	-	Apr-10	- / -
NO_2 (ppb)	1.3	96%	100%	5.5	159	Apr-29 03:00	2.1	106	Apr-29	0 / 0
NO_X (ppb)	1.4	96%	100%	5.8	-	Apr-29 03:00	2.3	-	Apr-29	- / -
O_3 (ppb)	33.2	96%	100%	53.3	82	Apr-27 17:00	49.6	63	Apr-27	0 / 0
SO_2 (ppb)	0.8	96%	100%	15.5	172	Apr-10 11:00	1.7	48	Apr-10	0 / 0
H_2S (ppb)	0.3	96%	100%	3.4	11	Apr-22 02:00	0.7	4	Apr-24	0 / 0

Update Summary - Data for the month showed a predominate low AQHI in the absence of fine particulate matter
There were no readings above the SEQG in the month of April 2020
Operation instruments readings remained >90%

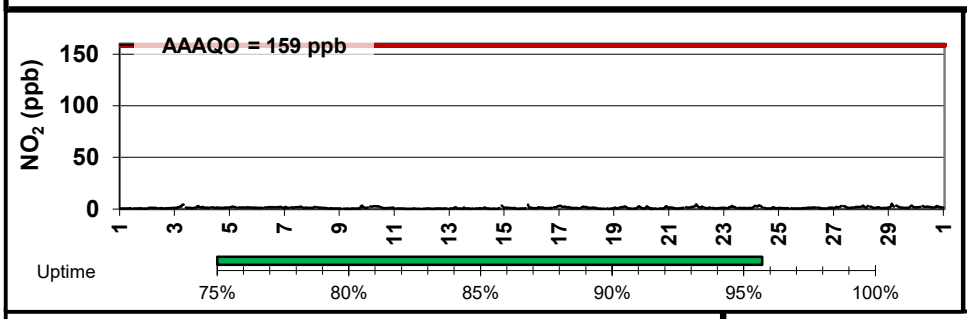

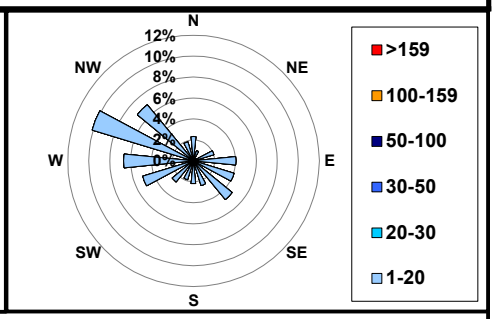

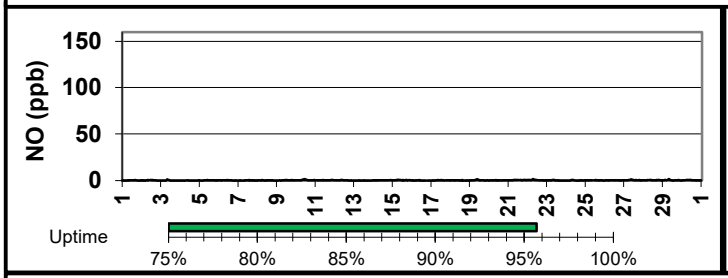

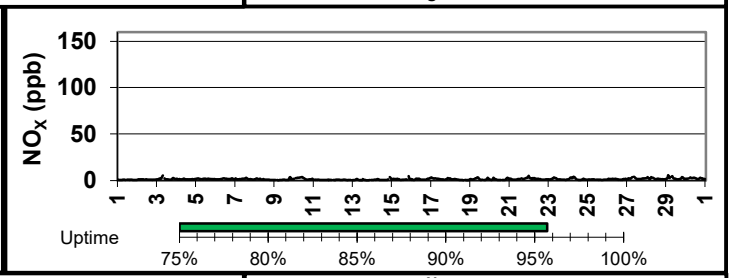

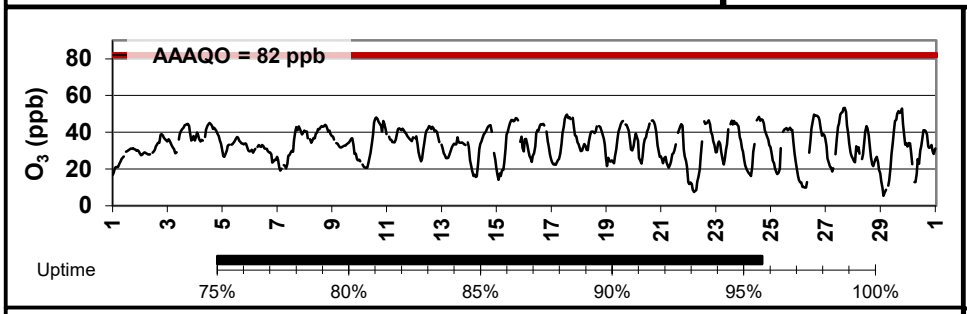

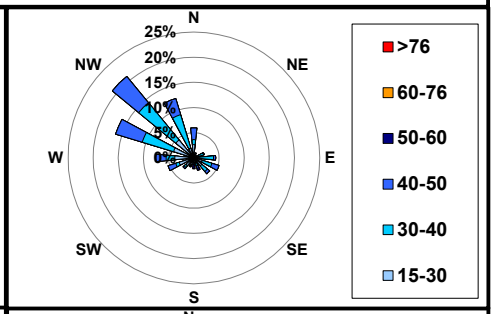

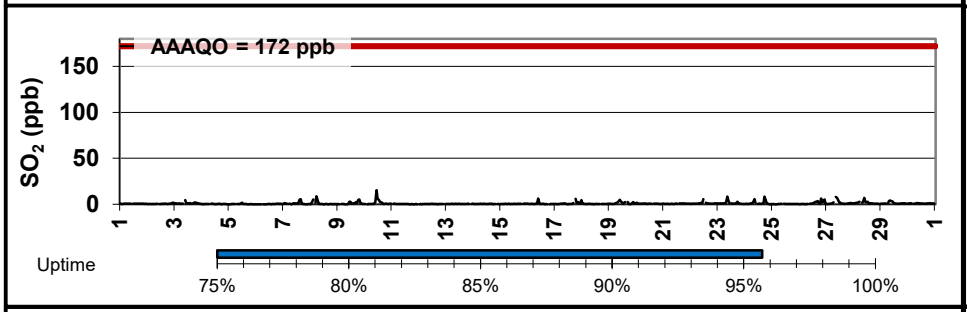

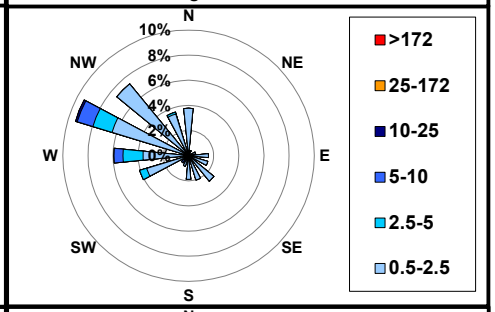

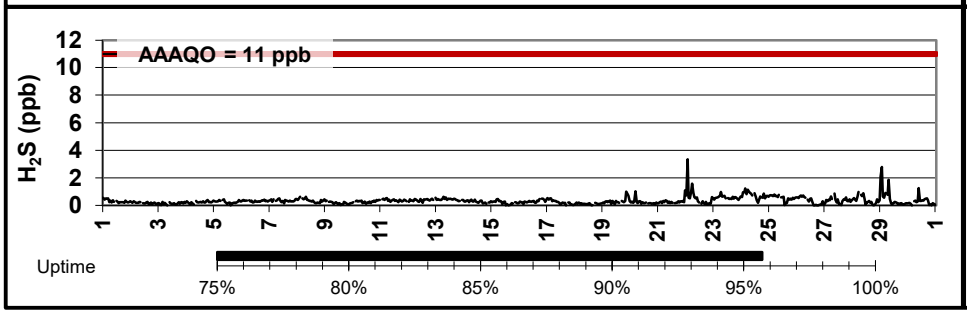

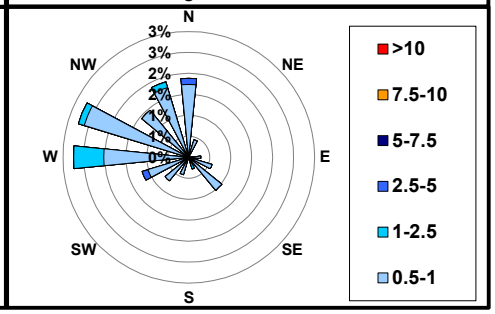

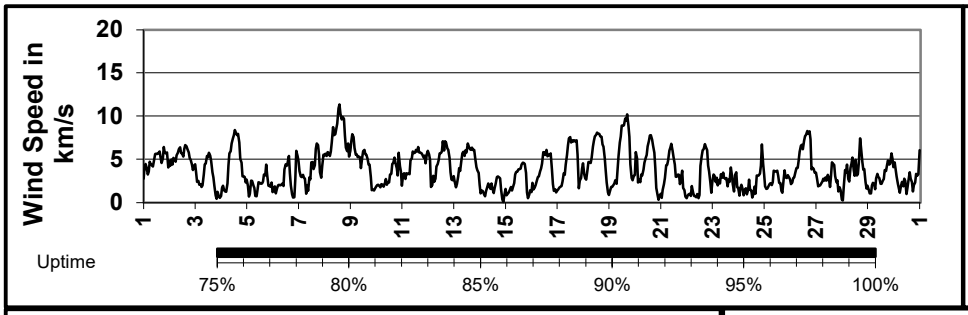

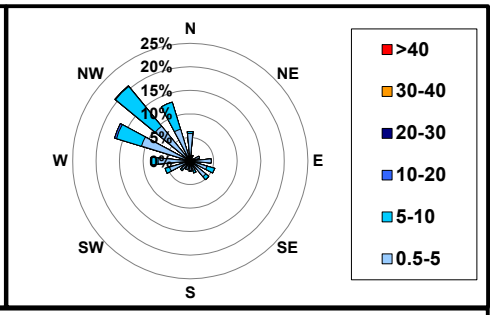

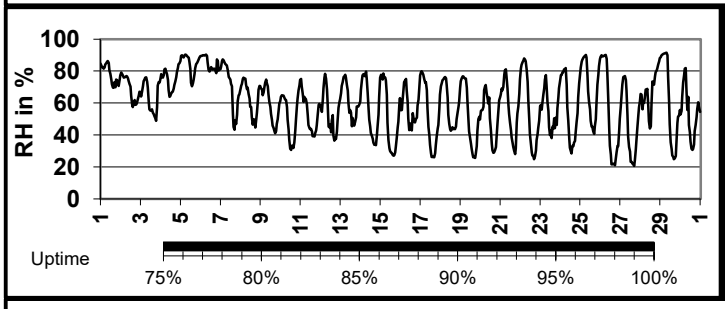

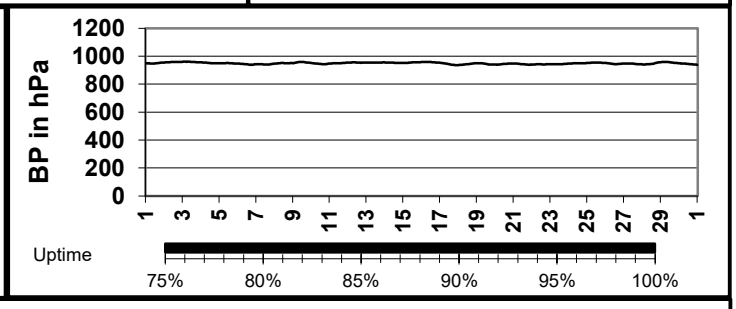

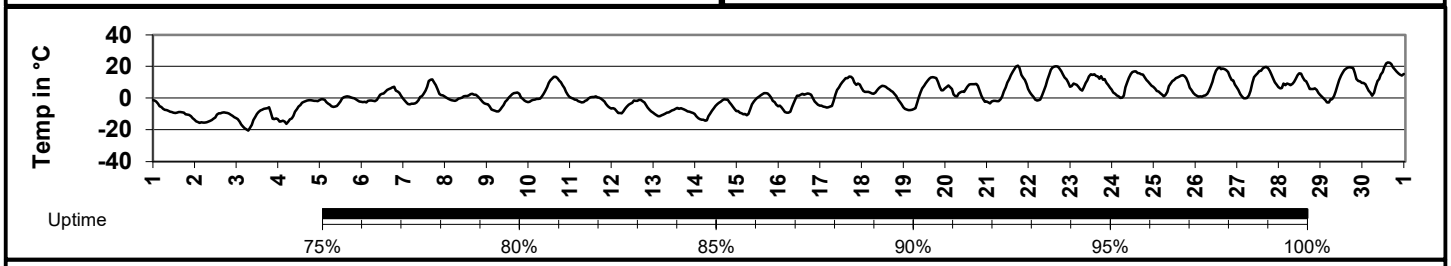

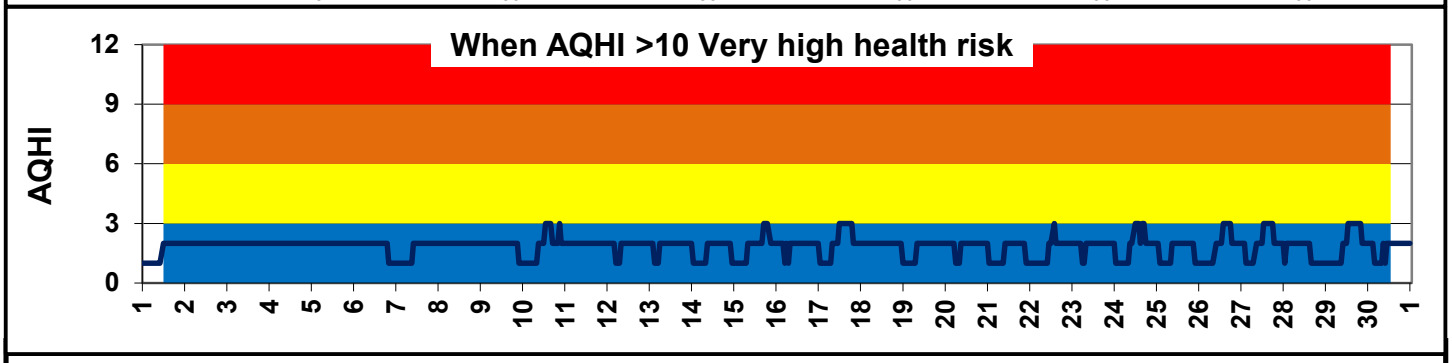

Elevated Hourly Reading Summary

Date	NO_2	O_3	SO_2	H_2S	Temp	WS	WD
2020-04-29 3:00	5.5	5.5	0.5	0.7	-1.4	1.0	250.8
2020-04-27 17:00	1.4	53.3	0.5	0.4	19.7	4.3	171.1
2020-04-10 11:00	2.4	33.6	15.5	0.3	6.9	2.4	281.7
2020-04-22 2:00	1.9	12.7	0.6	3.4	2.0	0.9	350.9

SESAA - April 2020 Oxbow Station Report

Parm	Average	Valid	Operational	1-hour Max	1-hour Objective	1-hour Max Time	24-hour Max	24-hour Objective	24-hour Max Day	Exceed 1hr / 24hr
NO (ppb)	0.1	96%	100%	1.6	-	Apr-19 10:00	0.3	-	Apr-28	- / -
NO_2 (ppb)	1.0	96%	100%	3.7	159	Apr-22 01:00	1.6	106	Apr-10	0 / 0
NO_x (ppb)	1.1	96%	100%	5.0	-	Apr-19 10:00	1.8	-	Apr-10	- / -
$PM_{2.5}$ (µg/m³)	5.5	100%	100%	77.3	-	Apr-18 13:00	19.6	28	Apr-18	- / 0
SO_2 (ppb)	0.6	96%	100%	7.3	172	Apr-19 10:00	1.5	48	Apr-19	0 / 0
H_2S (ppb)	0.3	96%	100%	2.1	11	Apr-30 18:00	0.7	4	Apr-27	0 / 0

Update Summary - Data for the month showed a predominate low AQHI in the absence of ozone
There were no readings above the SEQG in the month of April 2020
Operation instruments readings remained >90%

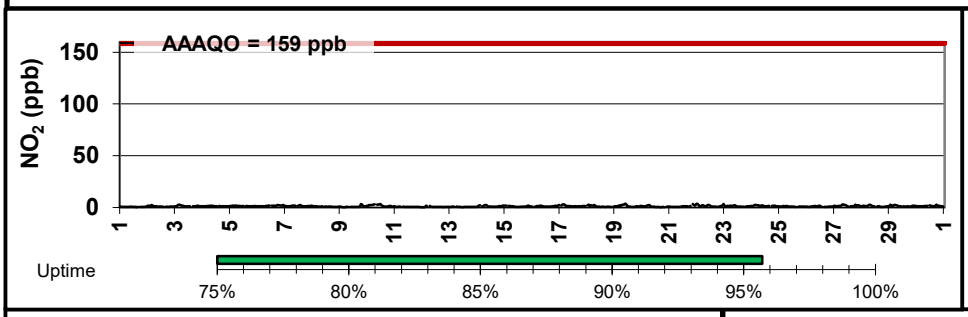

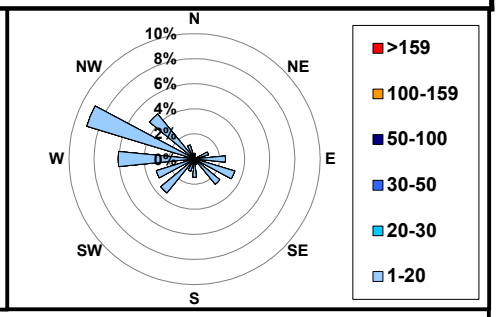

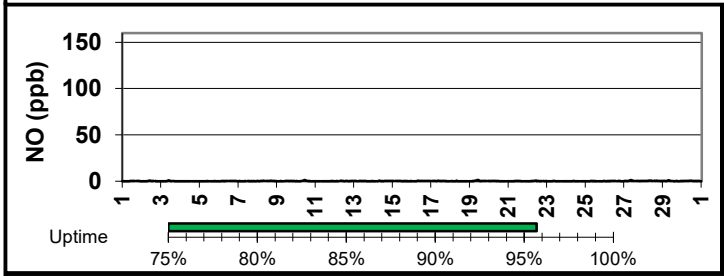

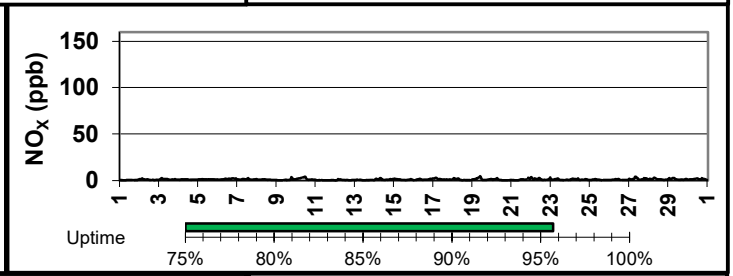

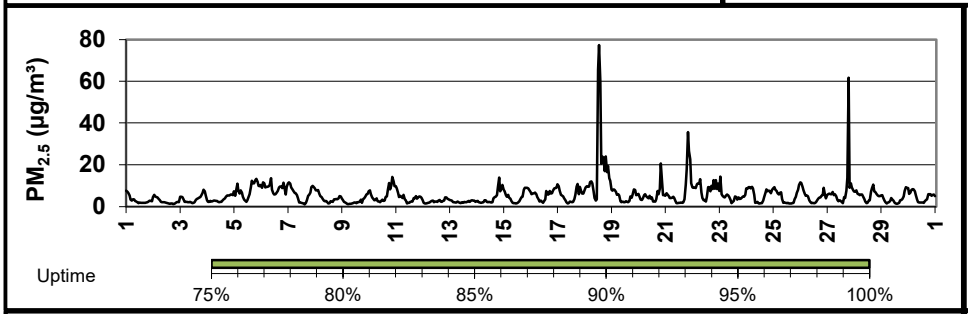

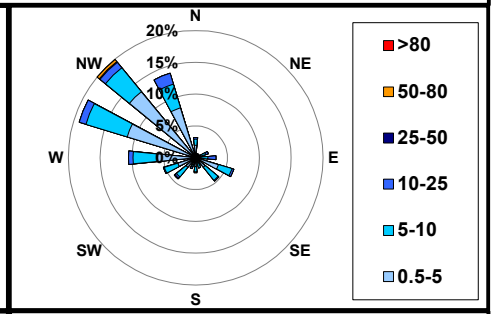

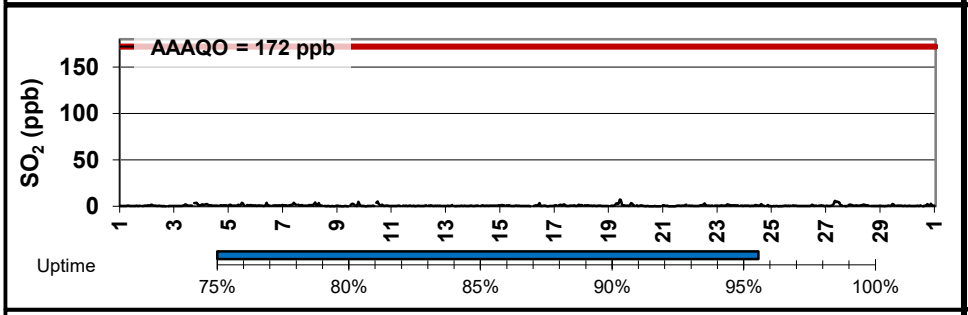

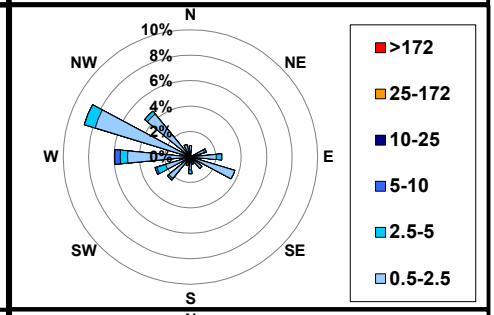

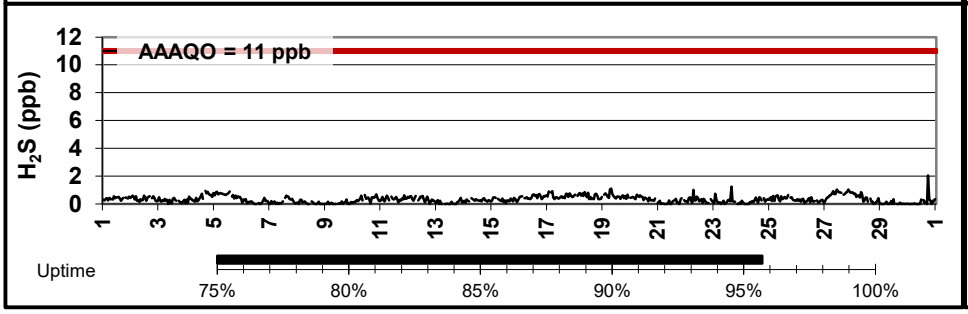

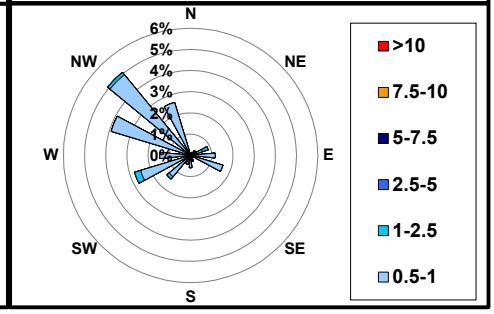

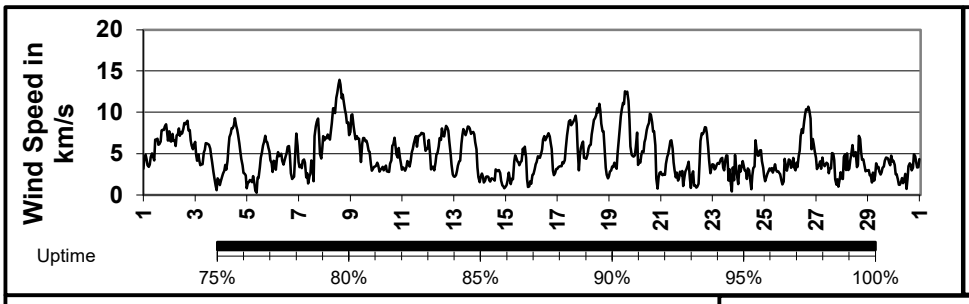

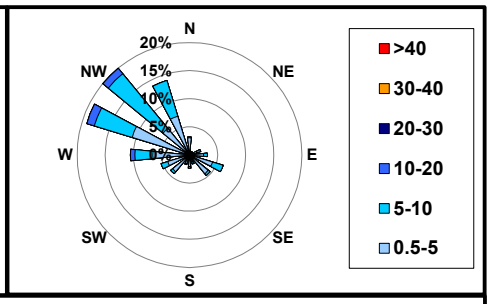

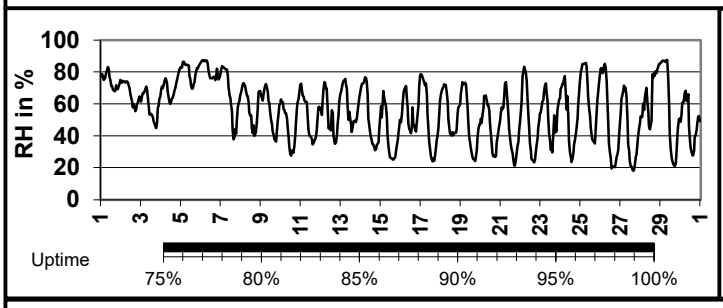

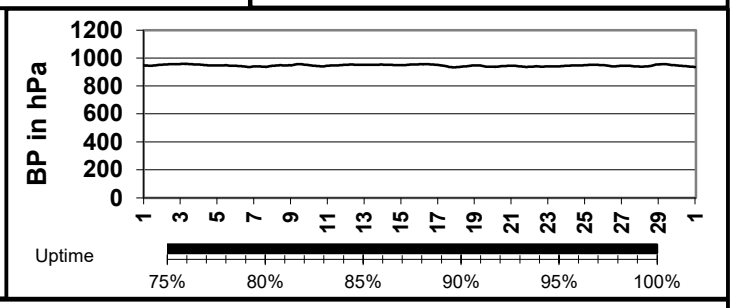

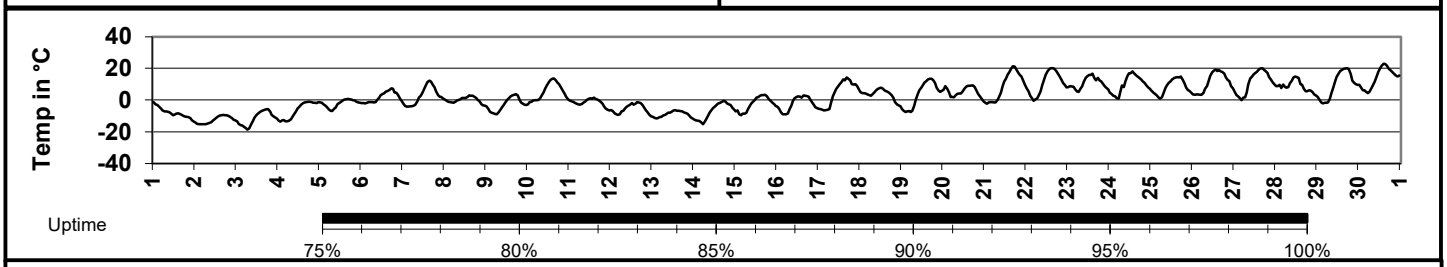

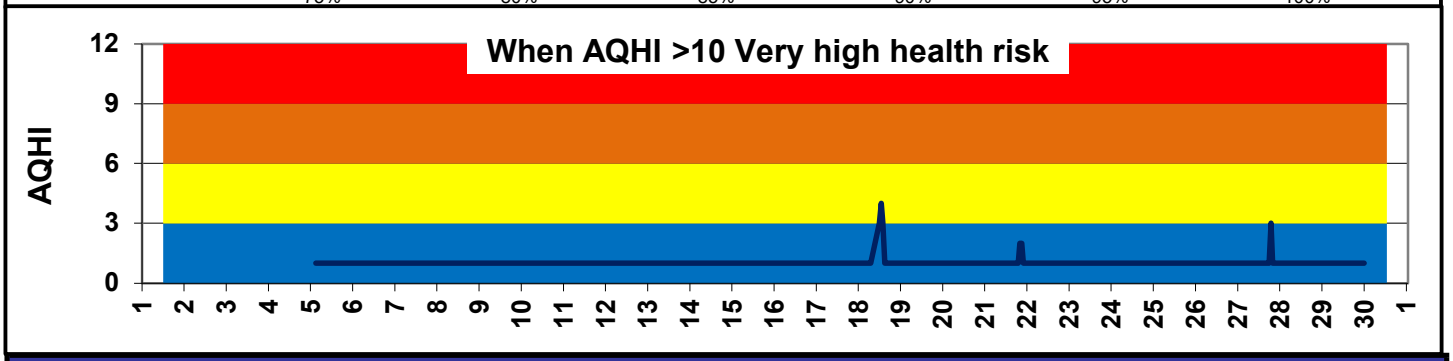

Elevated Hourly Reading Summary

Date	NO_2	SO_2	$PM_{2.5}$	H_2S	Temp	WS	WD
2020-04-22 1:00	3.7	0.3	8.9	0.2	7.1	3.5	282.8
2020-04-19 10:00	3.4	7.3	2.4	0.6	3.7	8.1	259.3
2020-04-18 13:00	0.4	0.2	77.3	0.3	7.6	10.5	322.8
2020-04-30 18:00	2.5	2.2	5.8	2.1	19.6	3.3	72.2

SESAA - April 2020 Stoughton Station Report

Parm	Average	Valid	Operational	1-hour Max	1-hour Objective	1-hour Max Time	24-hour Max	24-hour Objective	24-hour Max Day	Exceed 1hr / 24hr
NO (ppb)	0.2	92%	96%	2.7	-	Apr-06 17:00	0.9	-	Apr-29	- / -
NO_2 (ppb)	0.6	92%	96%	6.3	159	Apr-27 03:00	2.4	106	Apr-30	0 / 0
NO_X (ppb)	0.8	92%	96%	6.6	-	Apr-06 17:00	2.1	-	Apr-06	- / -
$PM_{2.5}$ (µg/m³)	4.4	100%	100%	91.5	-	Apr-18 23:00	11.5	28	Apr-26	- / 0
SO_2 (ppb)	0.4	92%	97%	4.0	172	Apr-30 13:00	1.0	48	Apr-30	0 / 0
H_2S (ppb)	0.3	93%	97%	1.5	11	Apr-23 22:00	0.5	4	Apr-24	0 / 0

Update Summary - Data for the month showed a predominate low AQHI in the absence of ozone
There were no readings above the SEQG in the month of April 2020
Operation instruments readings remained >90%

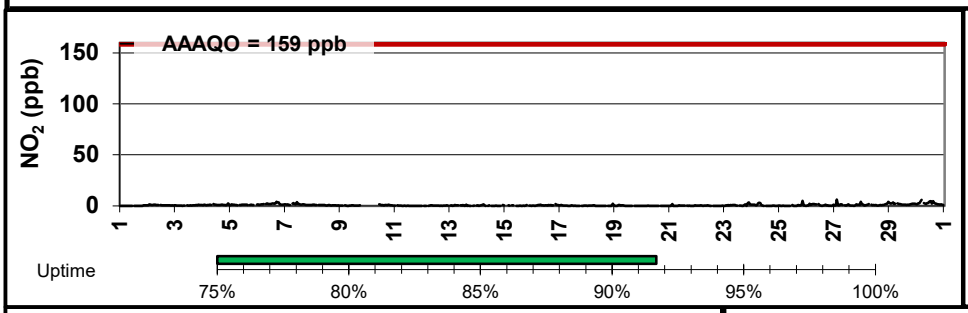

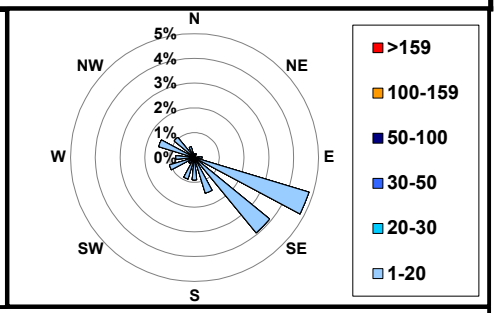

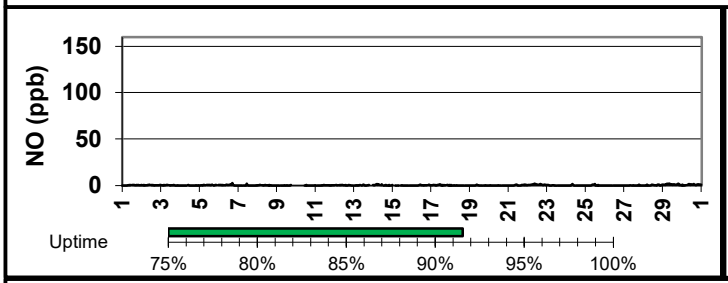

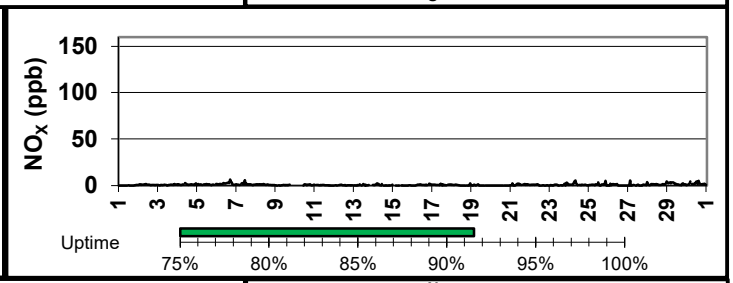

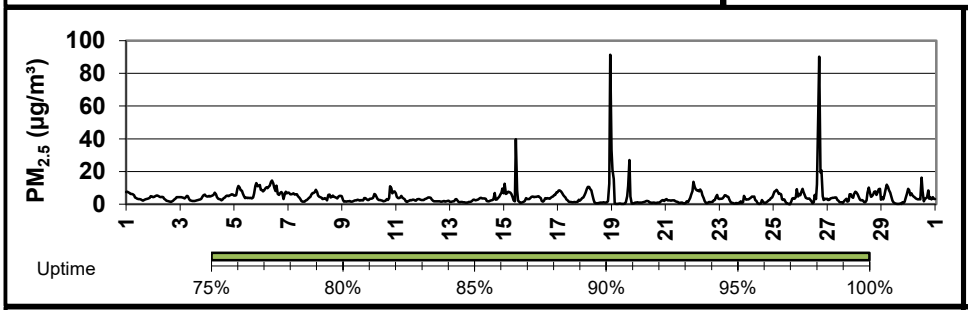

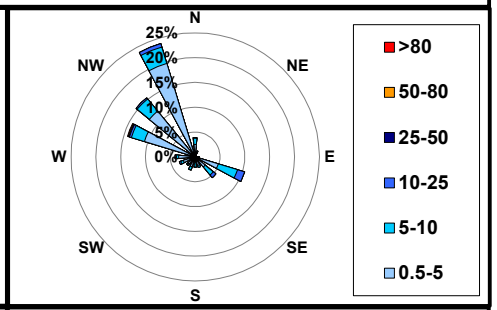

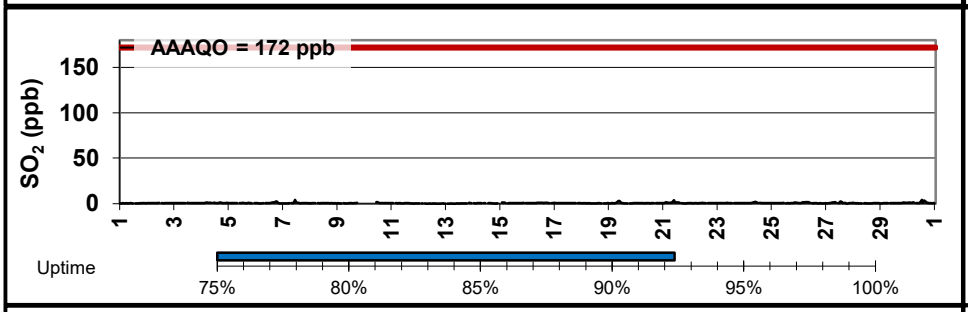

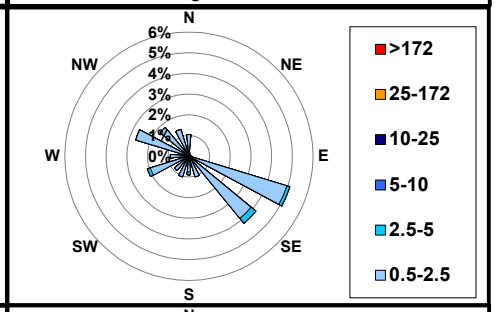

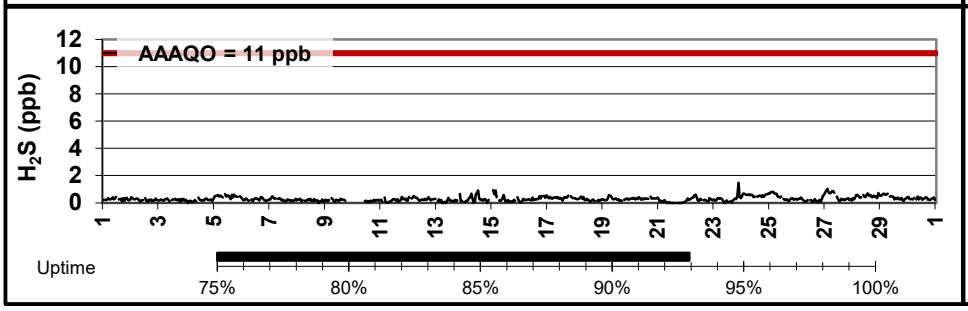

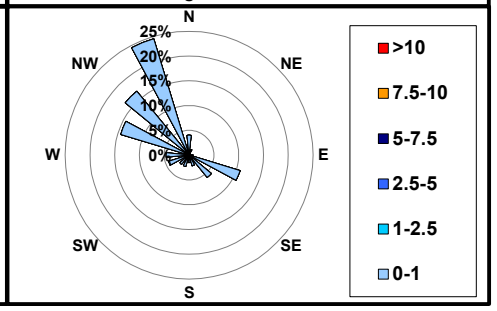

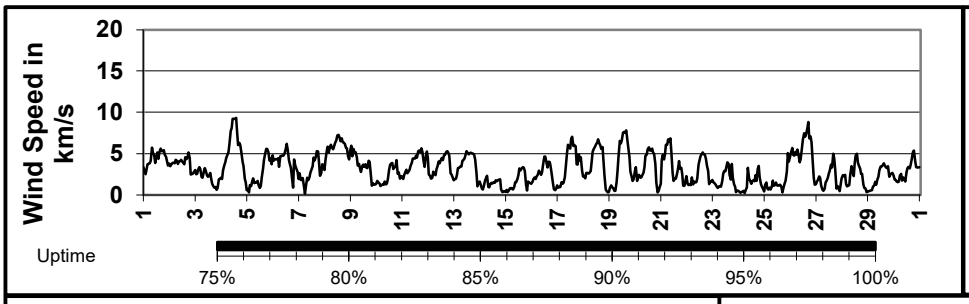

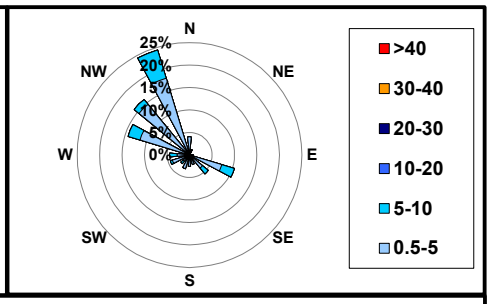

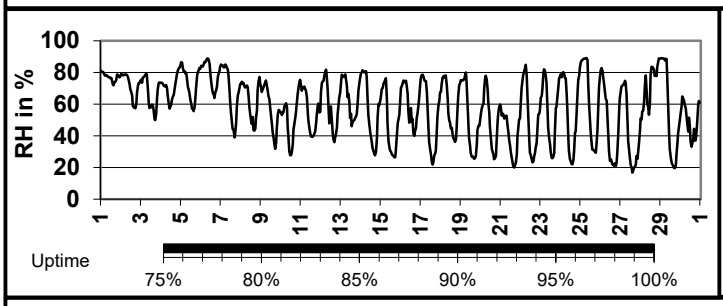

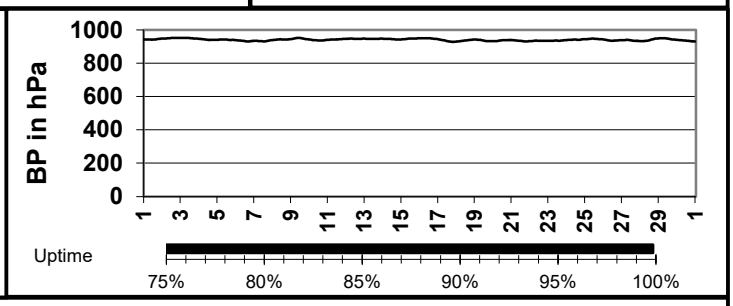

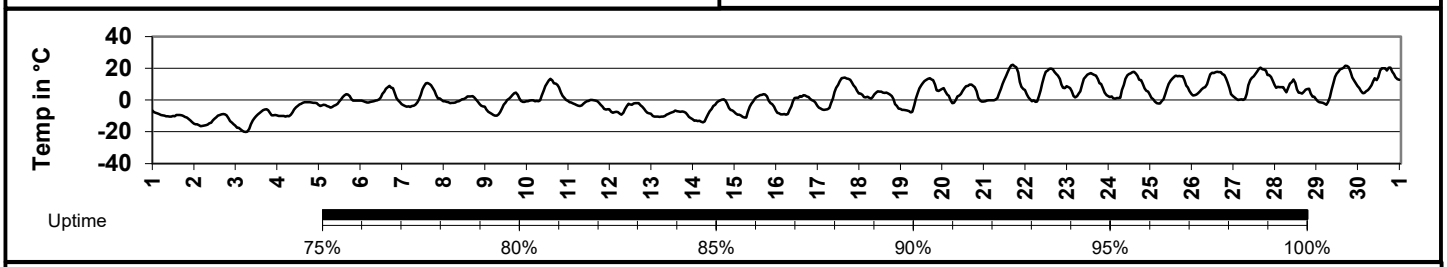

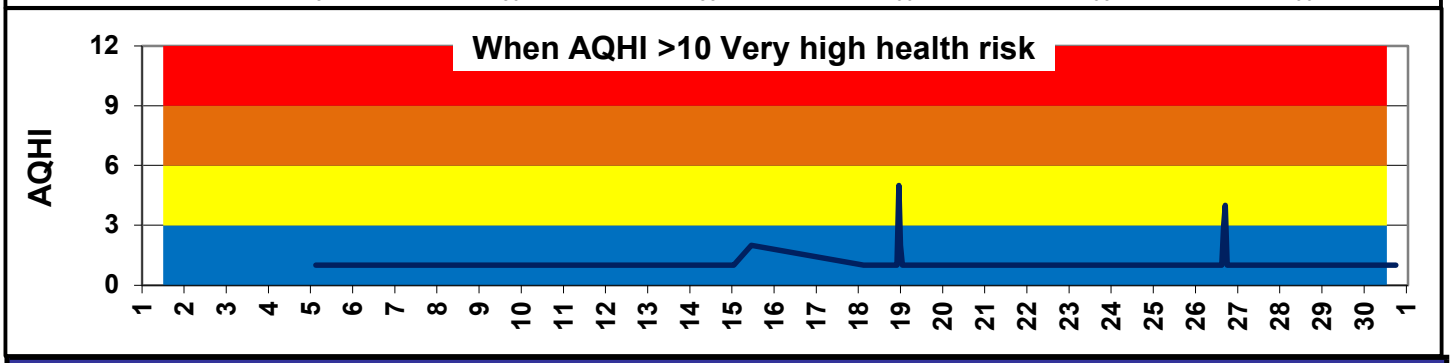

Elevated Hourly Reading Summary

Date	NO_2	SO_2	$PM_{2.5}$	H_2S	Temp	WS	WD
2020-04-27 3:00	6.3	0.2	3.6	1.0	-0.1	2.2	252.2
2020-04-30 13:00	4.5	4.0	8.0	0.2	18.5	3.3	121.7
2020-04-18 23:00	1.9	0.2	91.5	0.2	-5.5	0.3	233.5
2020-04-23 22:00	3.2	0.4	5.0	1.5	4.7	0.3	259.0

SESAA - April 2020 Torquay Station Report

Parm	Average	Valid	Operational	1-hour Max	1-hour Objective	1-hour Max Time	24-hour Max	24-hour Objective	24-hour Max Day	Exceed 1hr / 24hr
$PM_{2.5}$ (µg/m³)	4.2	100%	100%	23.3	-	Apr-27 22:00	14.6	28	Apr-01	- / 0
SO_2 (ppb)	0.2	96%	100%	15.0	172	Apr-05 17:00	0.9	48	Apr-05	0 / 0
H_2S (ppb)	0.2	96%	100%	9.0	11	Apr-18 22:00	0.6	4	Apr-28	0 / 0

Update Summary

There were no readings above the SEQG in the month of April 2020

Operation instruments readings remained >90%

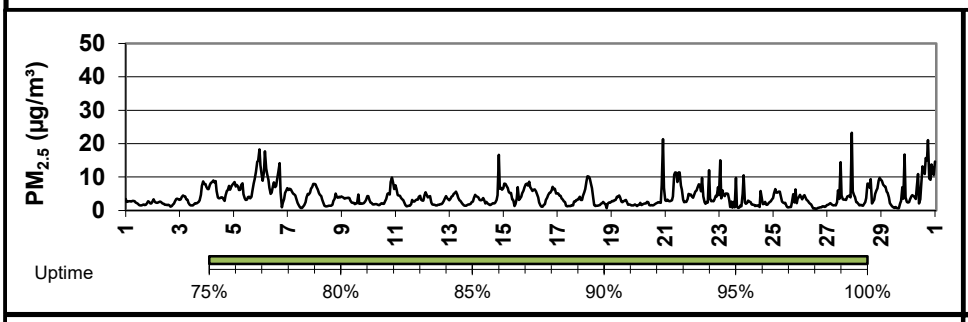

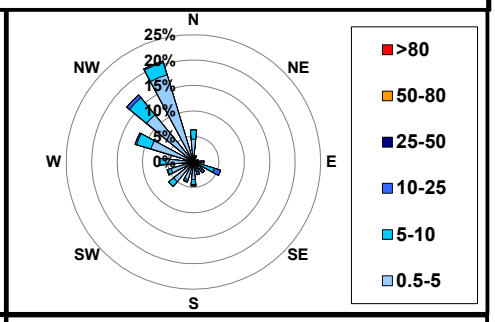

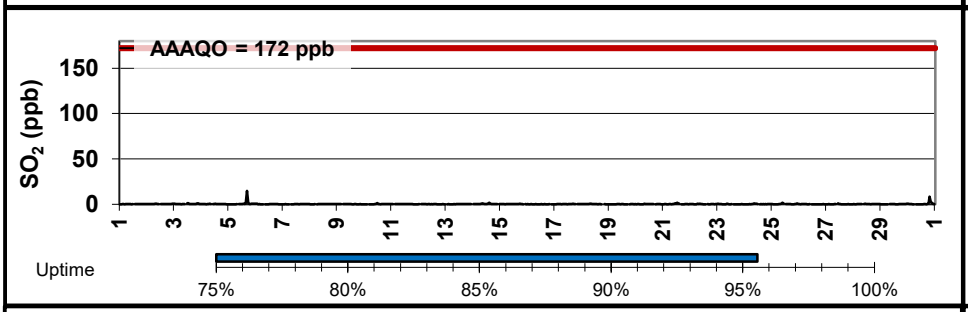

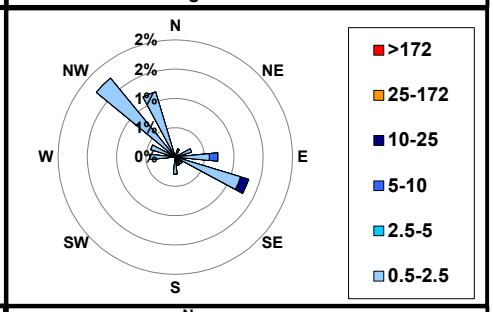

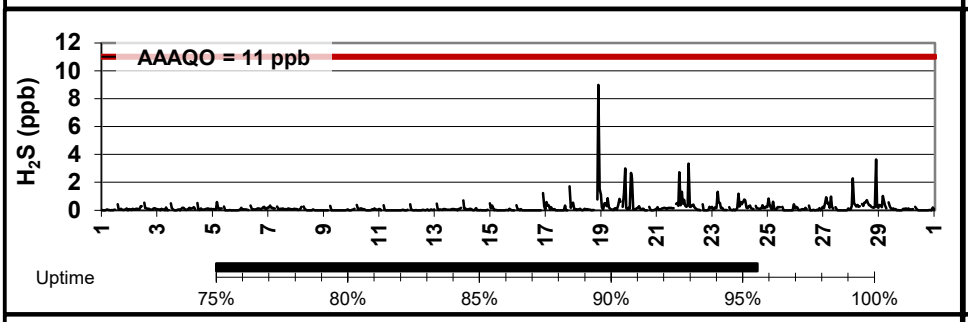

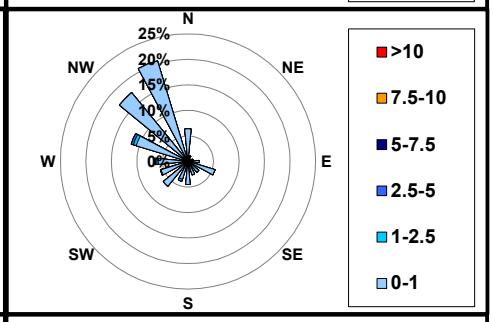

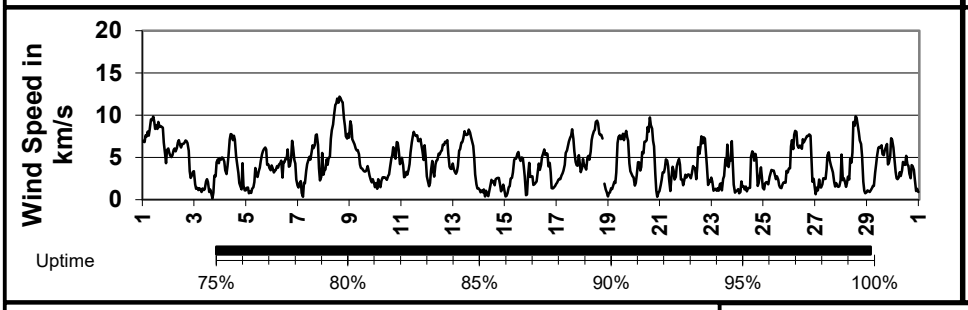

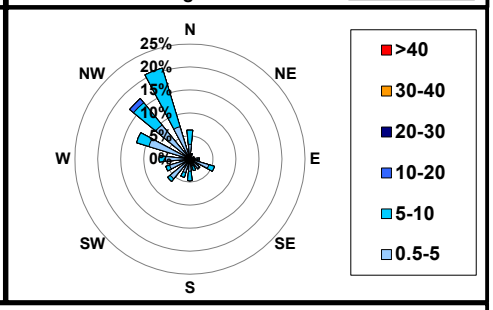

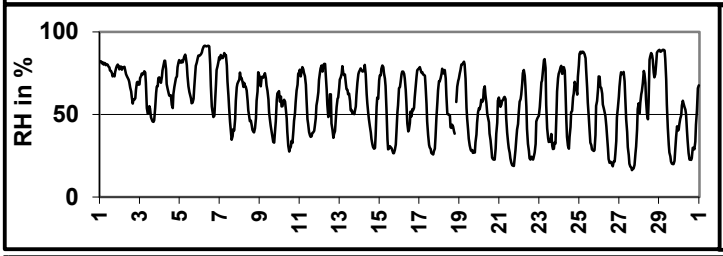

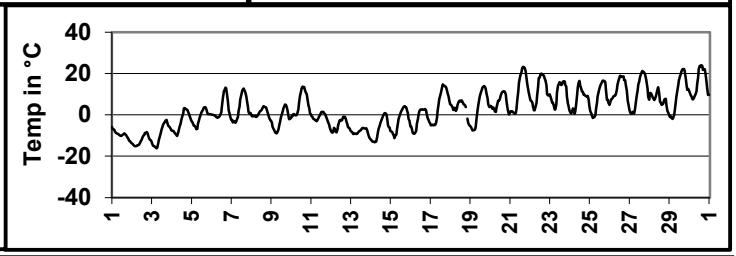

Elevated Hourly Reading Summary

Date	SO_2	$PM_{2.5}$	H_2S	Temp	WS	WD
2020-04-05 17:00	15.0	5.9	0.0	3.5	6.0	103.6
2020-04-27 22:00	0.0	23.3	0.1	12.8	1.5	148.6
2020-04-18 22:00	0.0	2.4	9.0	-4.2	1.2	272.7

SESAA - April 2020 Wauchope Station Report

Parm	Average	Valid	Operational	1-hour Max	1-hour Objective	1-hour Max Time	24-hour Max	24-hour Objective	24-hour Max Day	Exceed 1hr / 24hr
$PM_{2.5}$ (µg/m³)	4.2	87%	88%	61.9	-	Apr-01 11:00	7.1	28	Apr-01	- / 0
SO_2 (ppb)	0.2	95%	100%	3.7	172	Apr-17 11:00	0.7	48	Apr-30	0 / 0
H_2S (ppb)	0.2	95%	100%	1.1	11	Apr-27 05:00	0.5	4	Apr-22	0 / 0

Update Summary

There were no readings above the SEQG in the month of April 2020

Operation instruments readings remained >90% with exception of $PM_{2.5}$ Sharp which required maintenance downtime

Calibration at the station was completed on April 3, 2020

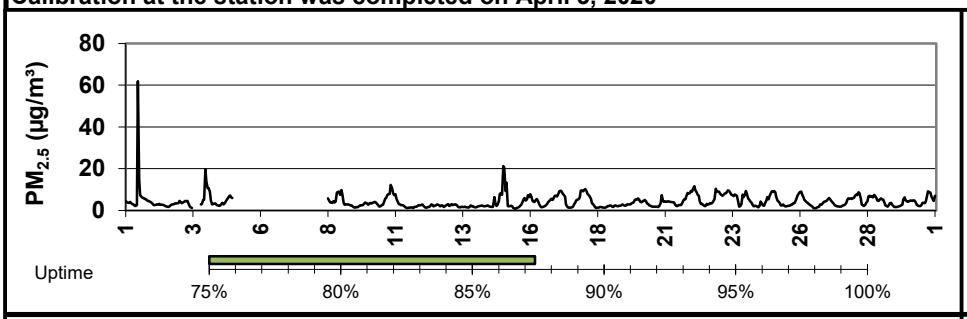

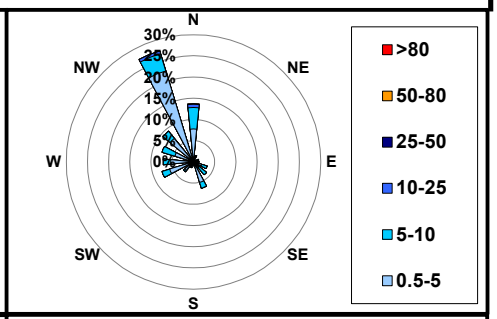

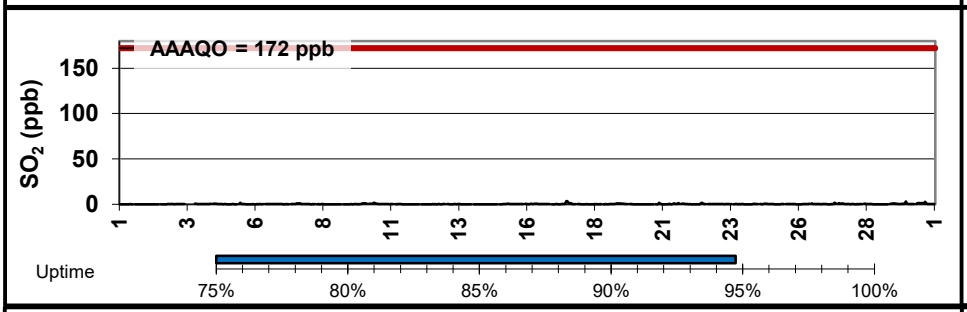

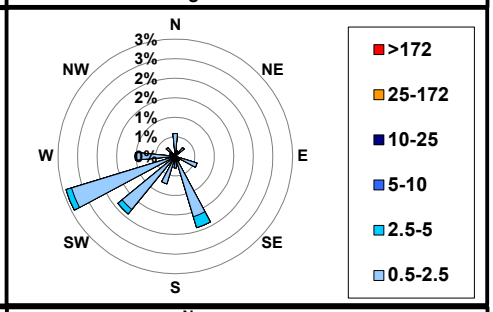

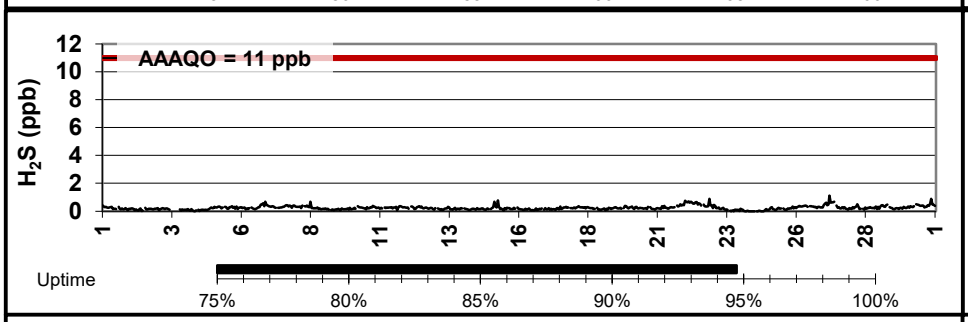

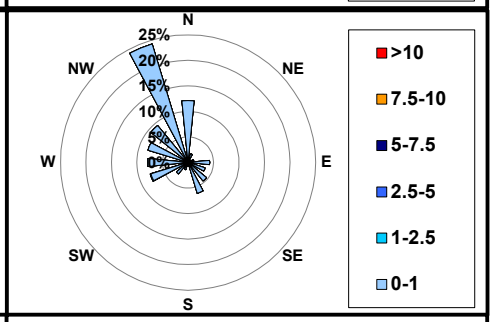

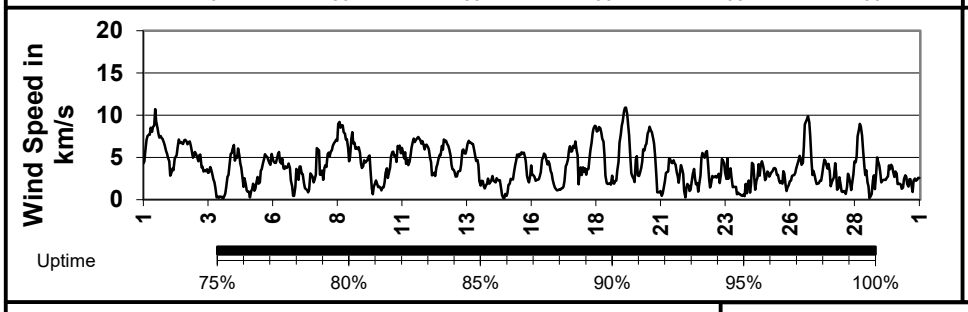

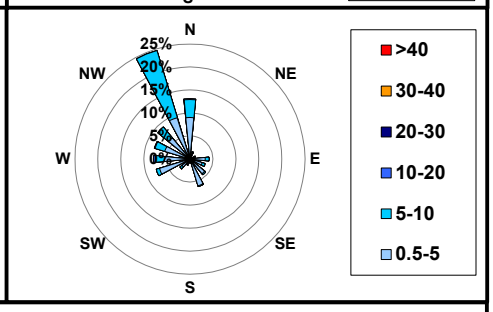

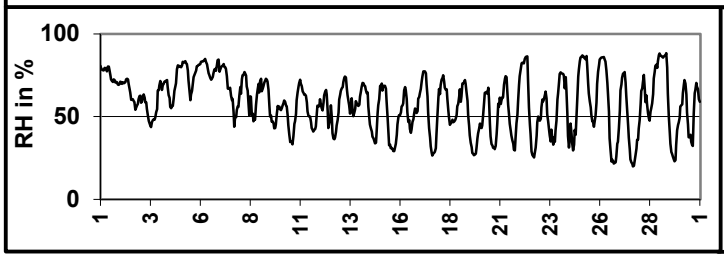

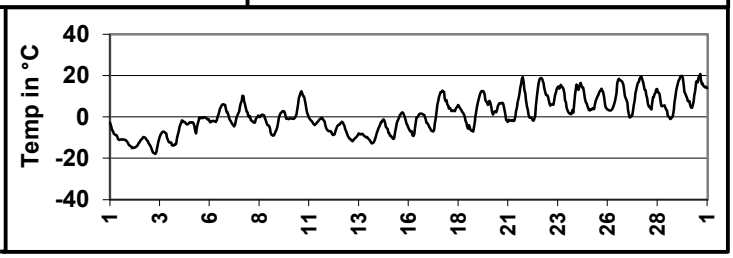

Elevated Hourly Reading Summary

Date	SO_2	$PM_{2.5}$	H_2S	Temp	WS	WD
2020-04-17 11:00	3.7	1.3	0.1	5.7	5.8	236.5
2020-04-01 11:00	0.1	61.9	0.2	-11.2	10.7	2.3
2020-04-27 5:00	0.4	3.8	1.1	0.4	2.2	256.2

SESAA - April 2020 Weyburn Station Report

Parameter	Average	Valid	Operational	1-hour Max	1-hour Objective	1-hour Max Time	8-hr / 24-hour Max	8-hr / 24-hour Objective	8-hr / 24-hour Max Day	Exceed 1hr / 24hr
NO (ppb)	0.3	96%	100%	3.2	-	Apr-24 08:00	0.5	-	Apr-04	- / -
NO_2 (ppb)	1.1	96%	100%	5.2	159	Apr-06 12:00	2.0	106	Apr-06	0 / 0
NO_X (ppb)	1.4	96%	100%	7.5	-	Apr-24 08:00	2.4	-	Apr-06	- / -
O_3 (ppb)	30.3	96%	100%	48.7	82	Apr-27 17:00	46.6	63	Apr-27	0 / 0
$PM_{2.5}$ (µg/m³)	2.3	100%	100%	16.6	-	Apr-06 11:00	8.4	28	Apr-06	- / 0
SO_2 (ppb)	0.7	96%	100%	13.3	172	Apr-27 09:00	3.3	48	Apr-30	0 / 0
H_2S (ppb)	0.3	96%	100%	3.1	11	Apr-29 04:00	0.7	4	Apr-29	0 / 0

Update Summary - Data for the month showed a predominate low AQHI
There were no readings above the SEQG in the month of April 2020
Operation instruments readings remained >90%

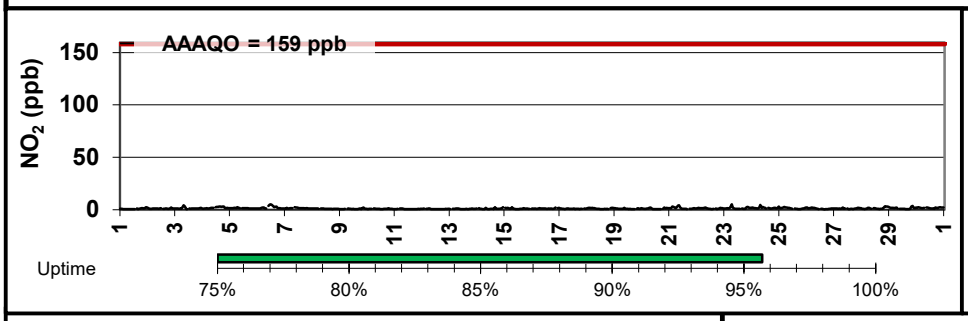

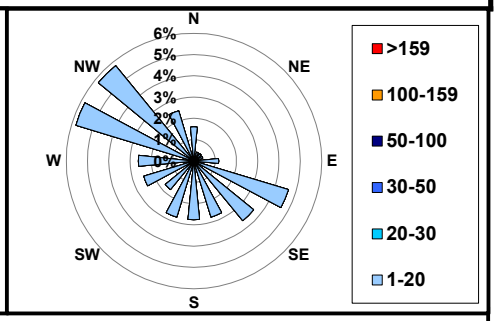

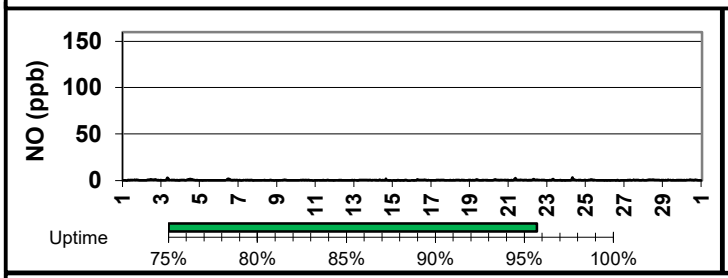

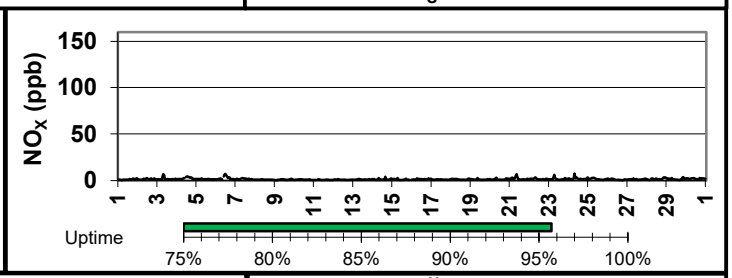

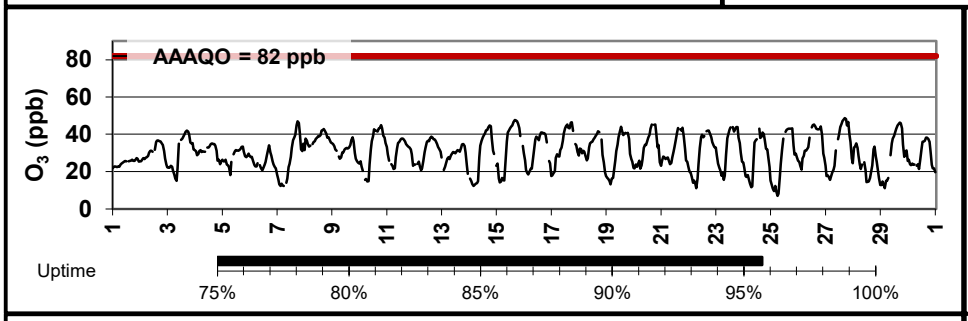

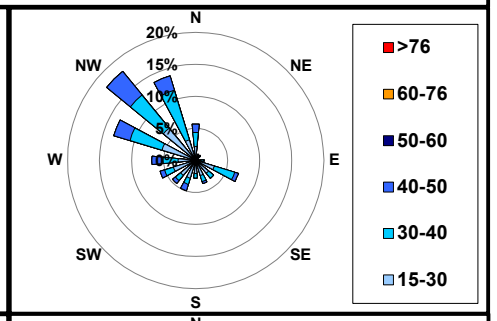

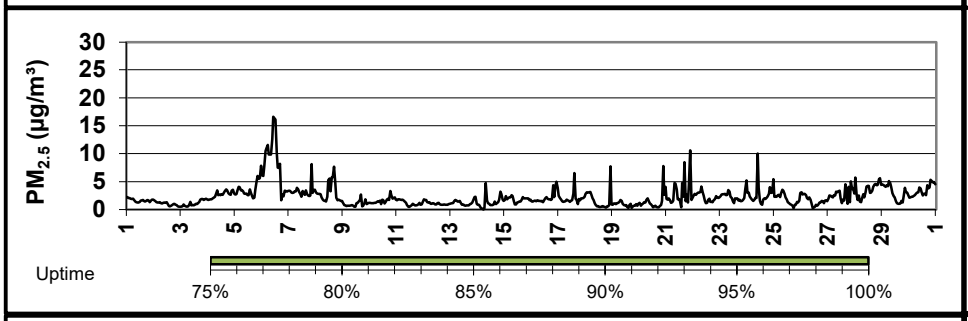

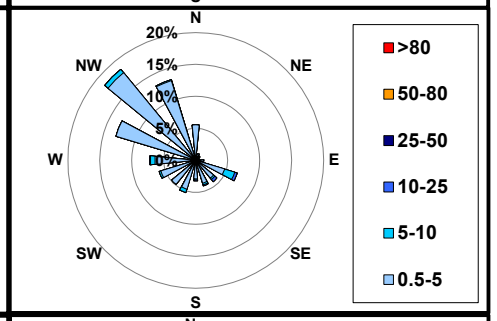

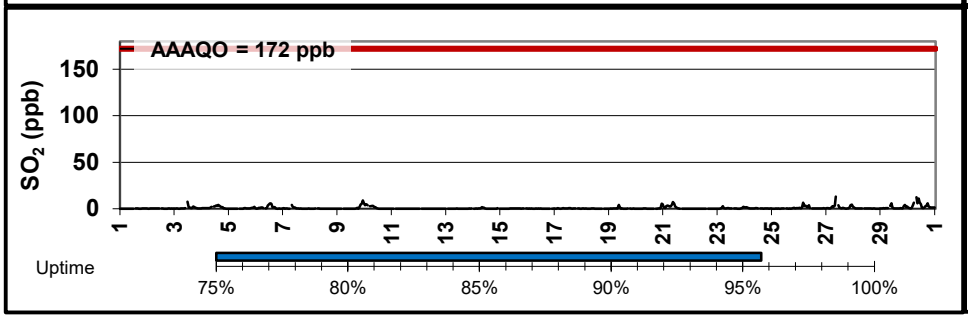

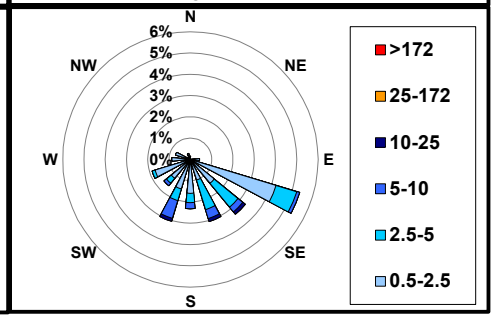

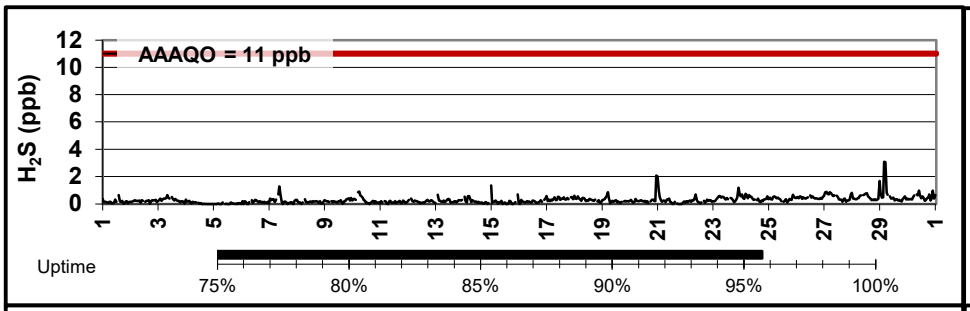

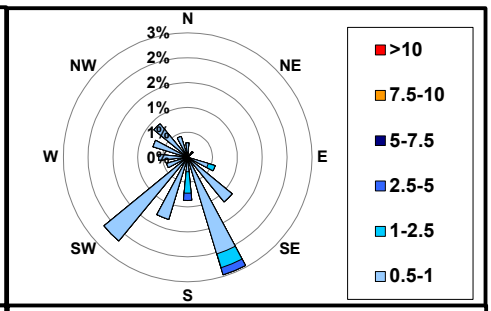

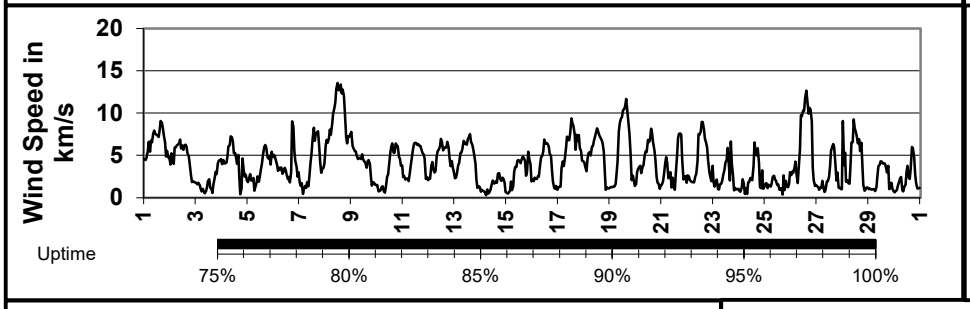

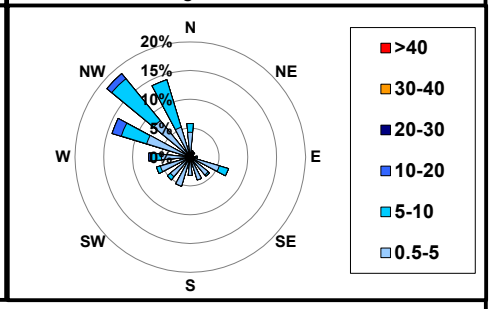

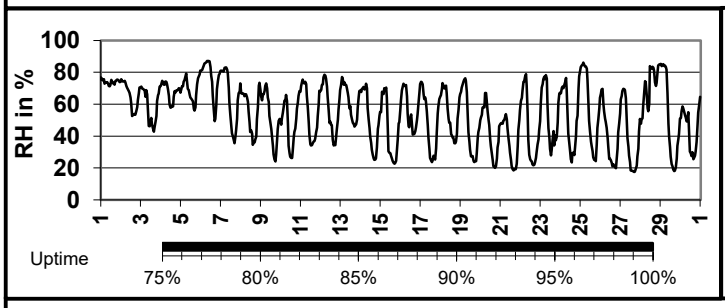

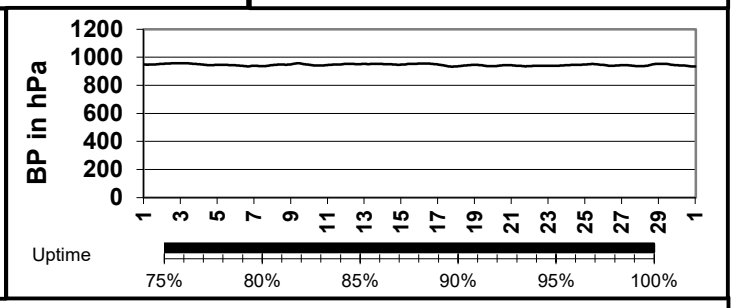

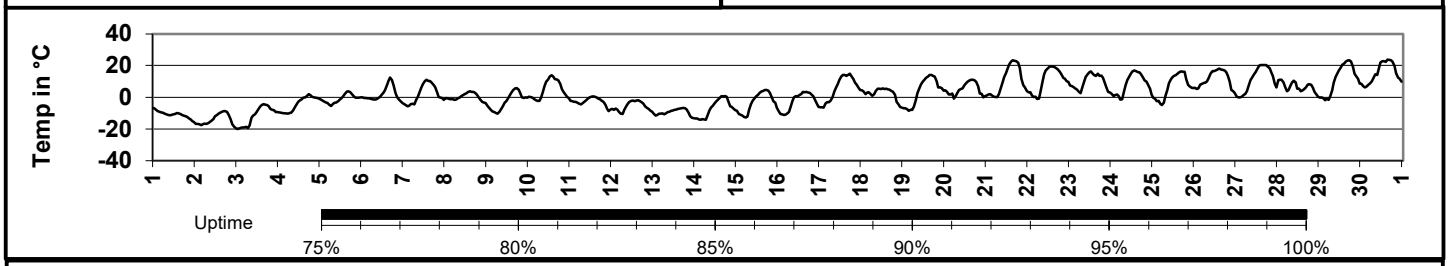

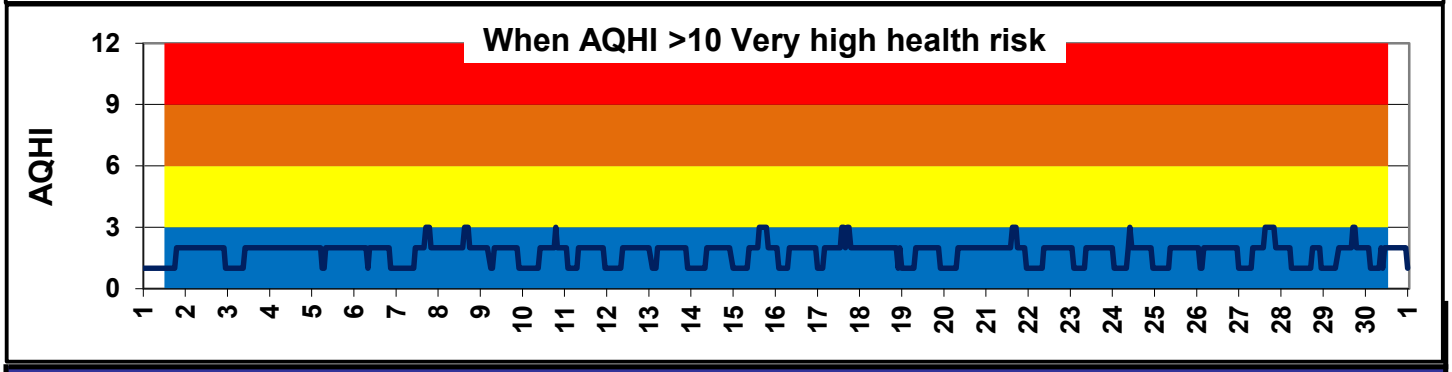

Elevated Hourly Reading Summary

Date	NO_2	O_3	SO_2	$PM_{2.5}$	H_2S	Temp	WS	WD
2020-04-06 12:00	5.2	21.8	4.9	16.3	0.3	1.3	3.2	135.8
2020-04-27 17:00	0.5	48.7	0.2	2.7	0.4	20.3	5.9	268.9
2020-04-27 9:00	0.8	31.3	13.3	3.1	0.6	10.7	0.9	159.7
2020-04-06 11:00	4.7	20.8	3.2	16.6	0.2	0.0	3.5	127.6
2020-04-29 4:00	1.7	11.1	0.2	4.1	3.1	-2.0	1.0	165.0