

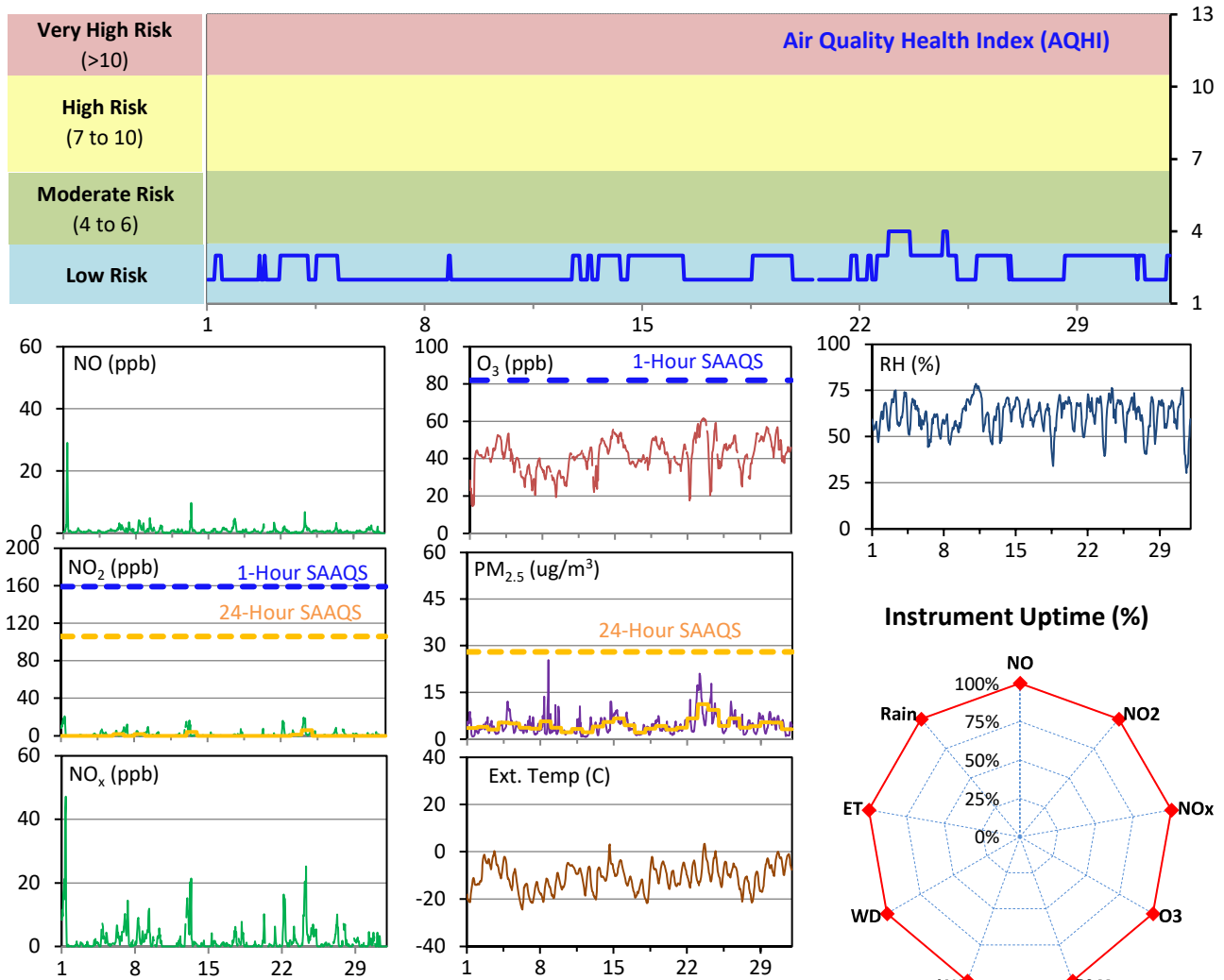
SESAA Esterhazy Station - March 2023 Summary Report

Pollutants		Month Records		24-Hour Records				1-Hour Records			
Name	Conc. Unit	Avg. Conc.	Uptime	Maximum		SAAQS Standard	Exceed Days	Maximum		SAAQS Standard	Exceed Hours
				Conc.	Time			Conc.	Time		
NO	ppb	0.8	100.0%	3.0	Mar-1	-	-	29.0	Mar-01 09:00	-	-
NO ₂	ppb	1.4	100.0%	6.2	Mar-24	106	0	20.8	Mar-01 08:00	159	0
NO _x	ppb	2.1	100.0%	7.6	Mar-24	-	-	47.2	Mar-01 09:00	-	-
O ₃	ppb	42	100.0%	58	Mar-23	-	-	62	Mar-23 12:00	82	0
PM _{2.5}	ug/m3	5	100.0%	11	Mar-23	28	0	25	Mar-08 18:00	-	-

SAAQS: Saskatchewan Ambient Air Quality Standards

* Air Quality Standard refers to Saskatchewan Ambient Air Quality Standards (SAAQS).

* Dotted lines are for SAAQS limits and solid lines are for averages.



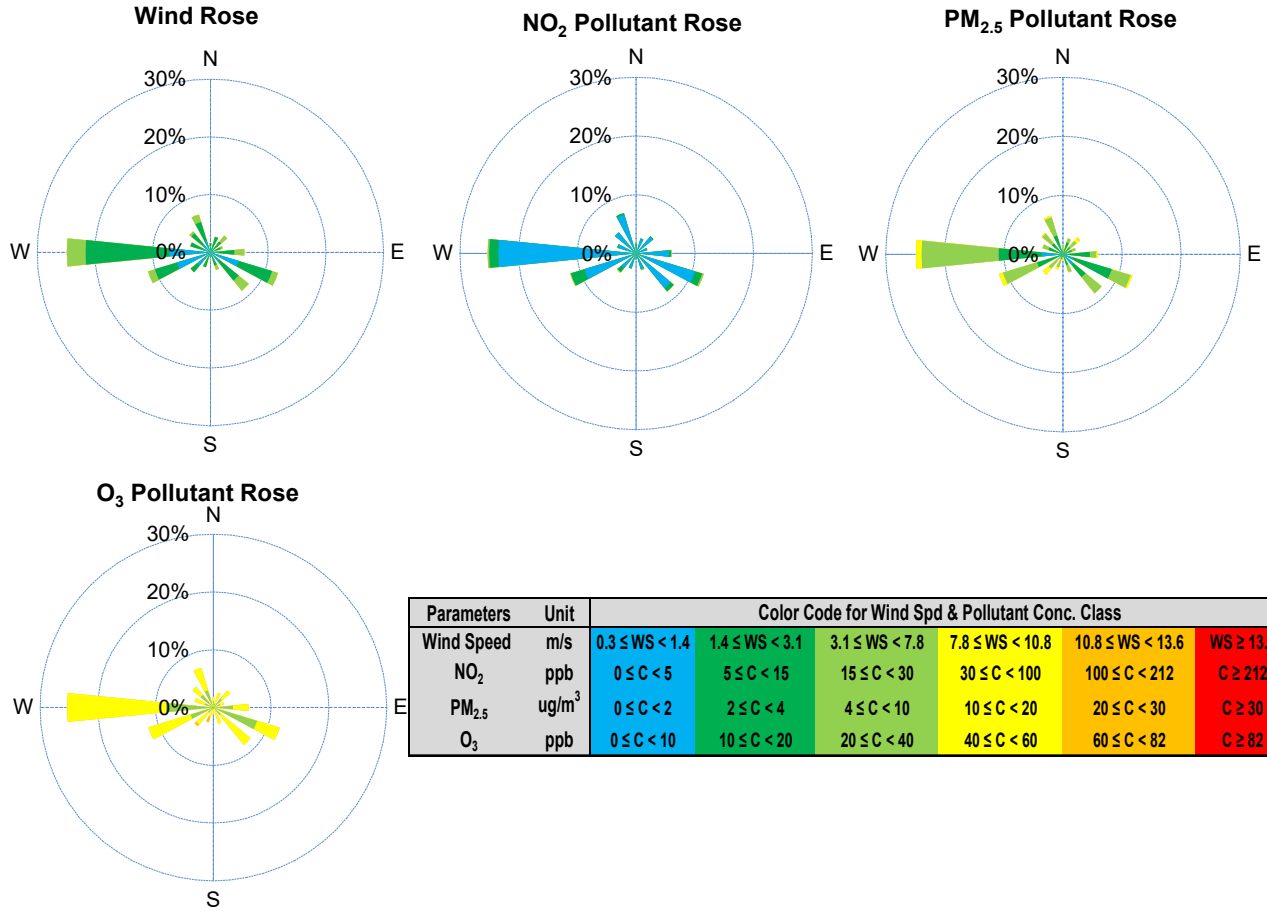
*All data has been slope, intercept, and baseline corrected. Data may change after validation process.

*All compliance parameters were within the Saskatchewan Ambient Air Quality Standards.

*All compliance parameters were above 90% operational.

*Routine quarterly calibrations were completed on Mar 20.

SESAA Esterhazy Station - March 2023 Summary Report



Parameters	Unit	Color Code for Wind Spd & Pollutant Conc. Class					
Wind Speed	m/s	0.3 ≤ WS < 1.4	1.4 ≤ WS < 3.1	3.1 ≤ WS < 7.8	7.8 ≤ WS < 10.8	10.8 ≤ WS < 13.6	WS ≥ 13.6
NO ₂	ppb	0 ≤ C < 5	5 ≤ C < 15	15 ≤ C < 30	30 ≤ C < 100	100 ≤ C < 212	C ≥ 212
PM _{2.5}	ug/m ³	0 ≤ C < 2	2 ≤ C < 4	4 ≤ C < 10	10 ≤ C < 20	20 ≤ C < 30	C ≥ 30
O ₃	ppb	0 ≤ C < 10	10 ≤ C < 20	20 ≤ C < 40	40 ≤ C < 60	60 ≤ C < 82	C ≥ 82

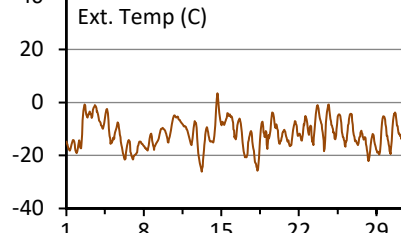
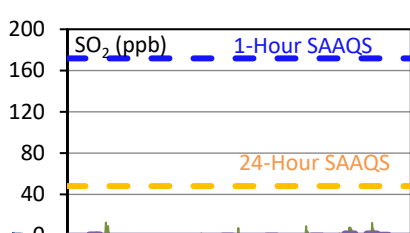
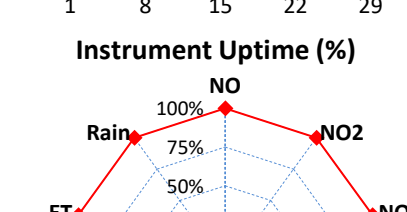
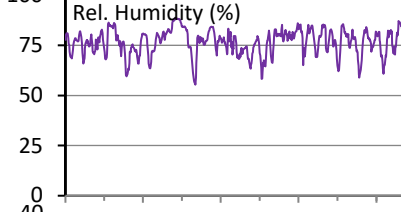
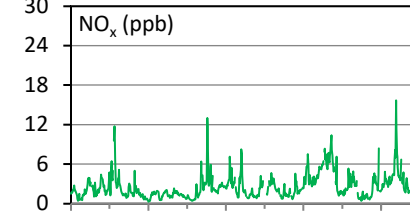
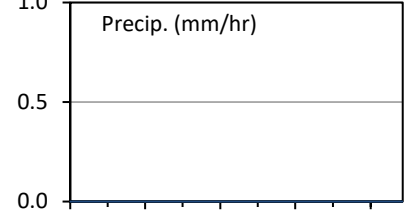
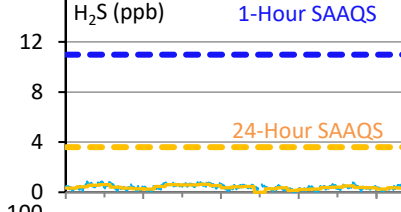

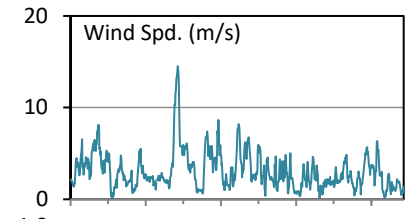
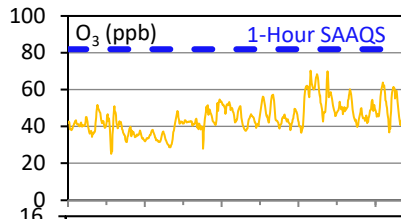
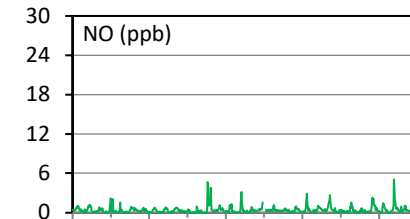
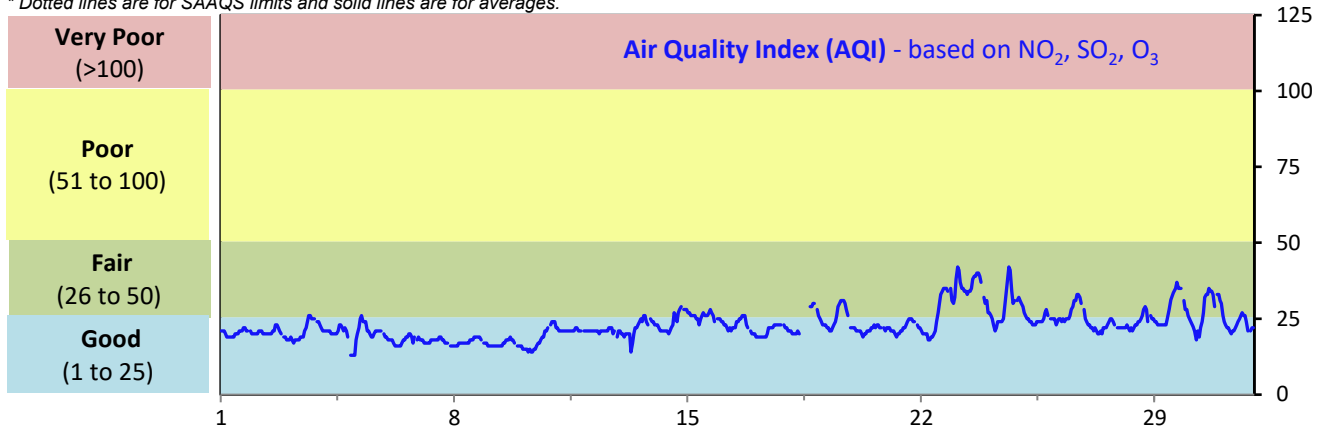
SESAA Glen Ewen Station - March 2023 Summary Report

Pollutants		Month Records		24-Hour Records				1-Hour Records			
Name	Conc. Unit	Avg. Conc.	Uptime	Maximum		SAAQS Standard	Exceed Days	Maximum		SAAQS Standard	Exceed Hours
				Conc.	Time			Conc.	Time		
NO	ppb	0.4	100.0%	0.9	Mar-30	-	-	5.1	Mar-30 08:00	-	-
NO ₂	ppb	2.2	100.0%	5.7	Mar-24	106	0	11.6	Mar-04 22:00	159	0
NO _x	ppb	2.6	100.0%	6.5	Mar-24	-	-	15.7	Mar-30 08:00	-	-
SO ₂	ppb	0.4	100.0%	2.2	Mar-28	48	0	12.7	Mar-04 11:00	172	0
O ₃	ppb	45	100.0%	63	Mar-23	-	-	70	Mar-23 02:00	82	0
H ₂ S	ppb	0.4	100.0%	0.6	Mar-13	3.6	0	0.9	Mar-04 05:00	11	0

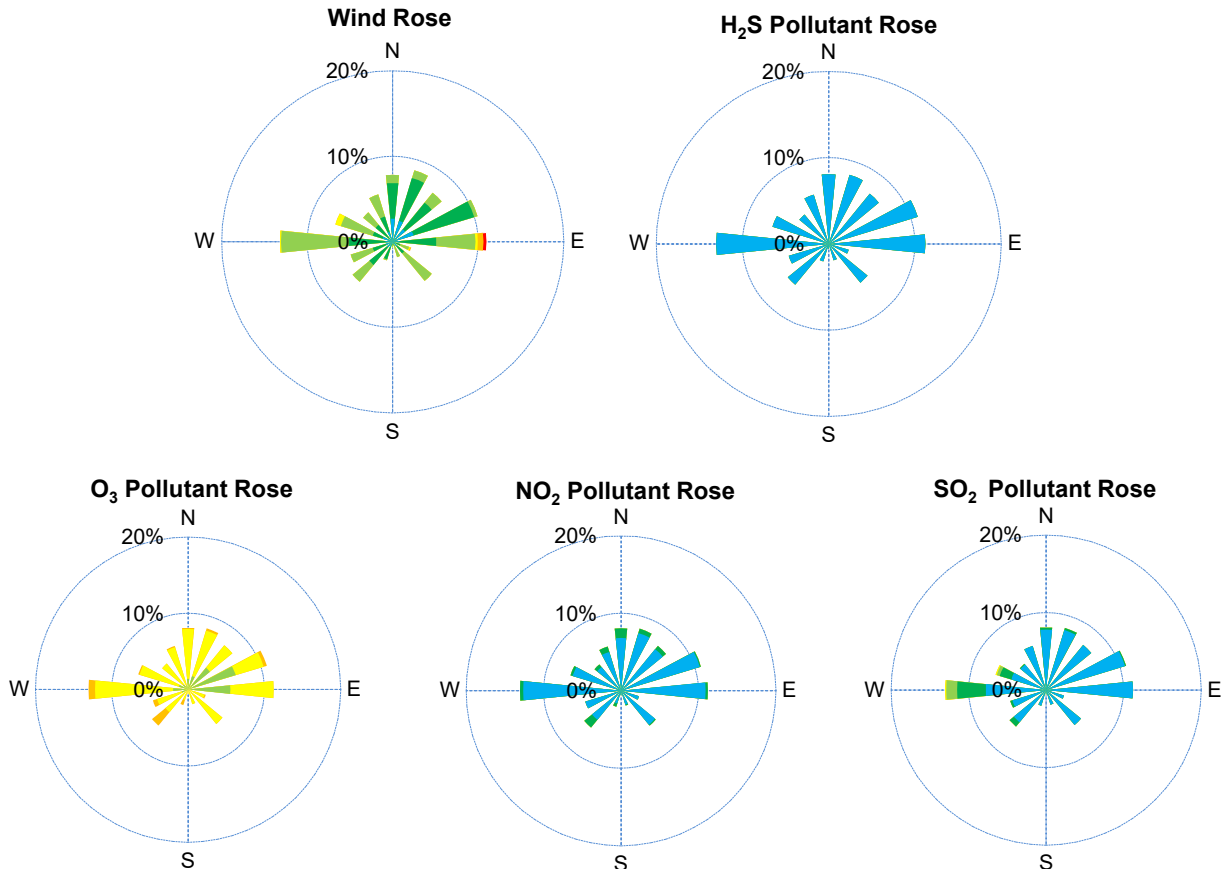
SAAQS: Saskatchewan Ambient Air Quality Standards

* Air Quality Standard refers to Saskatchewan Ambient Air Quality Standards (SAAQS).

* Dotted lines are for SAAQS limits and solid lines are for averages.



SESAA Glen Ewen Station - March 2023 Summary Report



Parameters	Unit	Color Code for Wind Spd & Pollutant Conc. Class						
Wind Speed	m/s	0.3 ≤ WS < 1.4	1.4 ≤ WS < 3.1	3.1 ≤ WS < 7.8	7.8 ≤ WS < 10.8	10.8 ≤ WS < 13.6	WS ≥ 13.6	
SO ₂	ppb	0 ≤ C < 1	1 ≤ C < 5	5 ≤ C < 10	10 ≤ C < 57	57 ≤ C < 172	C ≥ 172	
NO ₂	ppb	0 ≤ C < 5	5 ≤ C < 15	15 ≤ C < 30	30 ≤ C < 100	100 ≤ C < 212	C ≥ 212	
O ₃	ppb	0 ≤ C < 10	10 ≤ C < 20	20 ≤ C < 40	40 ≤ C < 60	60 ≤ C < 82	C ≥ 82	
H ₂ S	ppb	0 ≤ C < 1	1 ≤ C < 3.6	3.6 ≤ C < 5	5 ≤ C < 8	8 ≤ C < 10.8	C ≥ 10.8	

Monthly Update

*All data has been slope, intercept, and baseline corrected. Data may change after validation process.

*All compliance parameters were within the Saskatchewan Ambient Air Quality Standards.

*All compliance parameters were greater than 90% operational.

*Routine quarterly calibrations were completed on Mar 18.

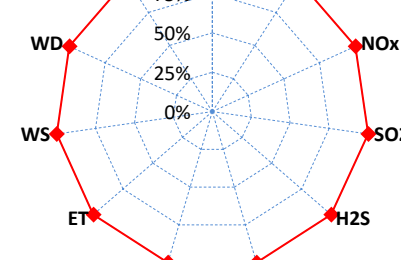
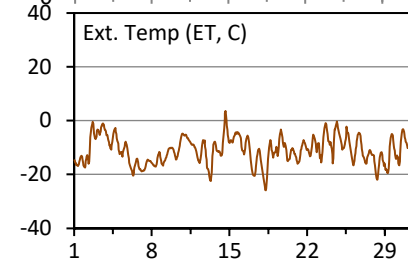
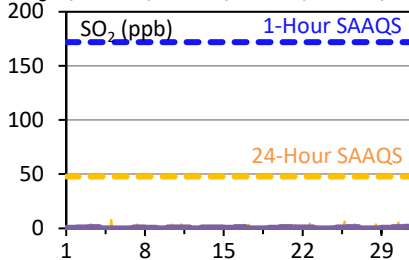
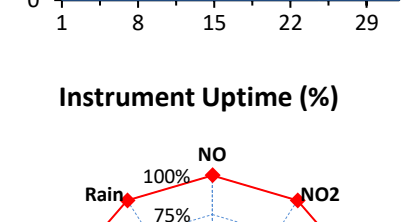
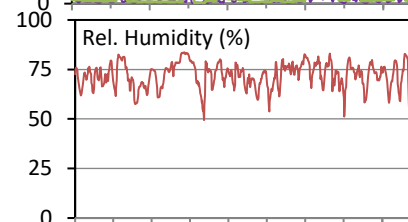
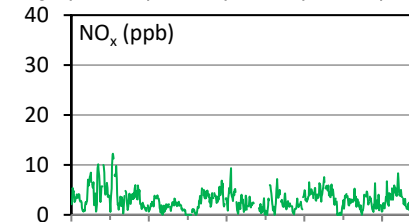
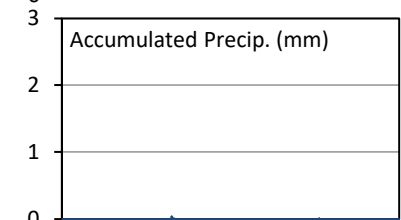
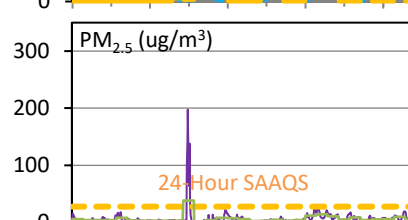
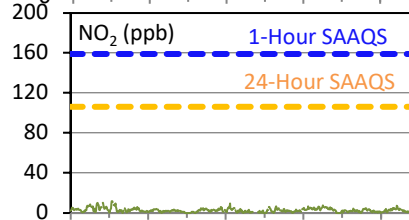
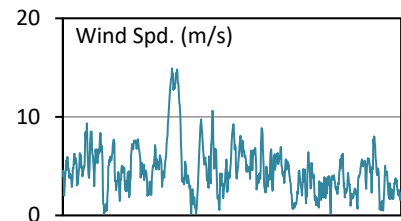
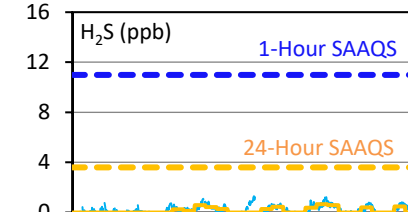
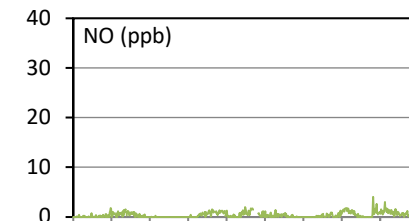
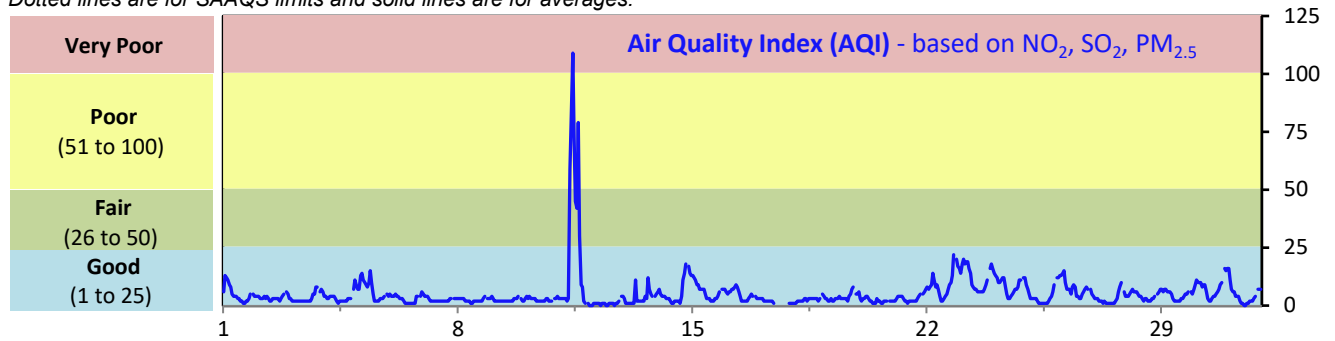
SESAA Oxbow Station - March 2023 Summary Report

Pollutants		Month Records		24-Hour Records				1-Hour Records			
Name	Conc. Unit	Avg. Conc.	Uptime	Maximum		SAAQS Standard	Exceed Days	Maximum		SAAQS Standard	Exceed Hours
				Conc.	Time			Conc.	Time		
NO	ppb	0.4	100.0%	1.2	Mar-29	-	-	4.0	Mar-28 08:00	-	-
NO ₂	ppb	2.6	100.0%	5.5	Mar-3	106	0	11.8	Mar-04 18:00	159	0
NO _x	ppb	3.0	100.0%	5.9	Mar-4	-	-	12.3	Mar-04 18:00	-	-
SO ₂	ppb	0.7	100.0%	1.5	Mar-31	48	0	8.1	Mar-05 00:00	172	0
H ₂ S	ppb	0.2	100.0%	0.7	Mar-23	3.6	0	1.3	Mar-17 08:00	11	0
PM _{2.5}	ug/m3	7	100.0%	39	Mar-11	28	1	198	Mar-11 10:00	-	-

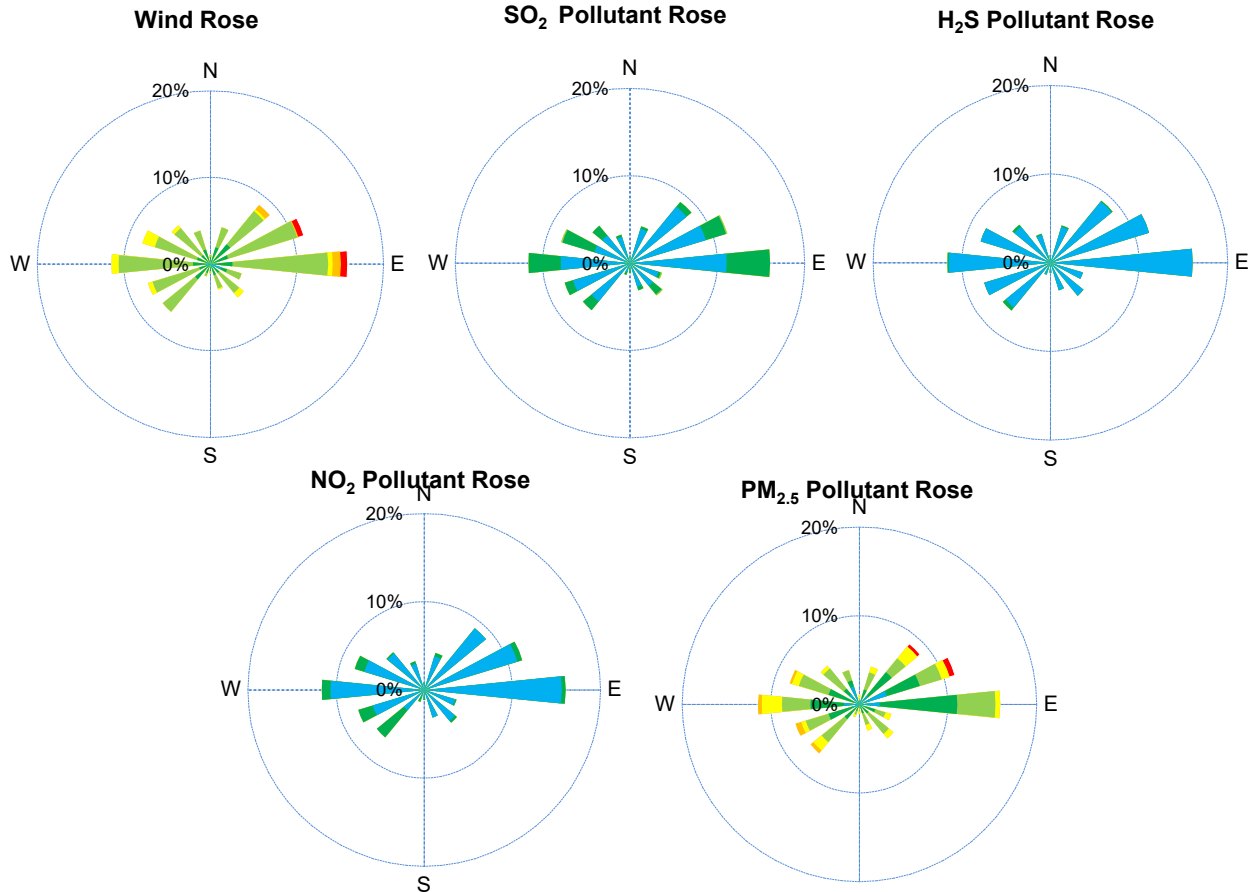
SAAQS: Saskatchewan Ambient Air Quality Standards

* Air Quality Standard refers to Saskatchewan Ambient Air Quality Standards (SAAQS).

* Dotted lines are for SAAQS limits and solid lines are for averages.



SESAA Oxbow Station - March 2023 Summary Report



Parameters	Unit	Color Code for Wind Spd & Pollutant Conc. Class						
Wind Speed	m/s	0.3 ≤ WS < 1.4	1.4 ≤ WS < 3.1	3.1 ≤ WS < 7.8	7.8 ≤ WS < 10.8	10.8 ≤ WS < 13.6	WS ≥ 13.6	
SO ₂	ppb	0 ≤ C < 1	1 ≤ C < 5	5 ≤ C < 10	10 ≤ C < 57	57 ≤ C < 172	C ≥ 172	
NO ₂	ppb	0 ≤ C < 5	5 ≤ C < 15	15 ≤ C < 30	30 ≤ C < 100	100 ≤ C < 212	C ≥ 212	
H ₂ S	ppb	0 ≤ C < 1	1 ≤ C < 3.6	3.6 ≤ C < 5	5 ≤ C < 8	8 ≤ C < 10.8	C ≥ 10.8	
PM _{2.5}	ug/m ³	0 ≤ C < 2	2 ≤ C < 4	4 ≤ C < 10	10 ≤ C < 20	20 ≤ C < 30	C ≥ 30	

Monthly Update

- *All data has been slope, intercept, and baseline corrected. Data may change after validation process.
- *All compliance parameters were within the Saskatchewan Ambient Air Quality Standards with the exception of one 24-hour PM_{2.5} exceedance.
- *All compliance parameters had greater than 90% operational uptime.
- *Routine quarterly calibrations were completed on Mar 17.

Exceedance Summary

24-hour Exceedance Information			Summary of Other Parameters During Exceedance								
Pollutant	24-hr Avg Conc.	Exceedance Date mmm-dd	WS m/s	WD deg	AQI -	Rain mm	ET C	SO ₂ ppb	NO ₂ ppb	H ₂ S ppb	PM _{2.5} ug/m ³
PM _{2.5}	39	Mar-11	11.7	58	24	0.0	-7.9	0.9	-	0.1	39

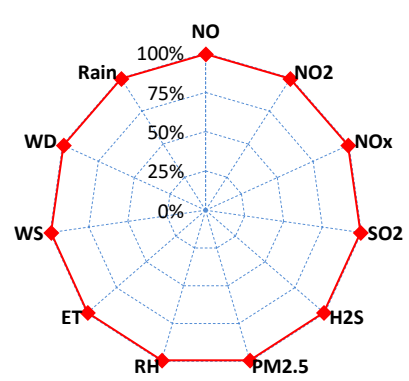
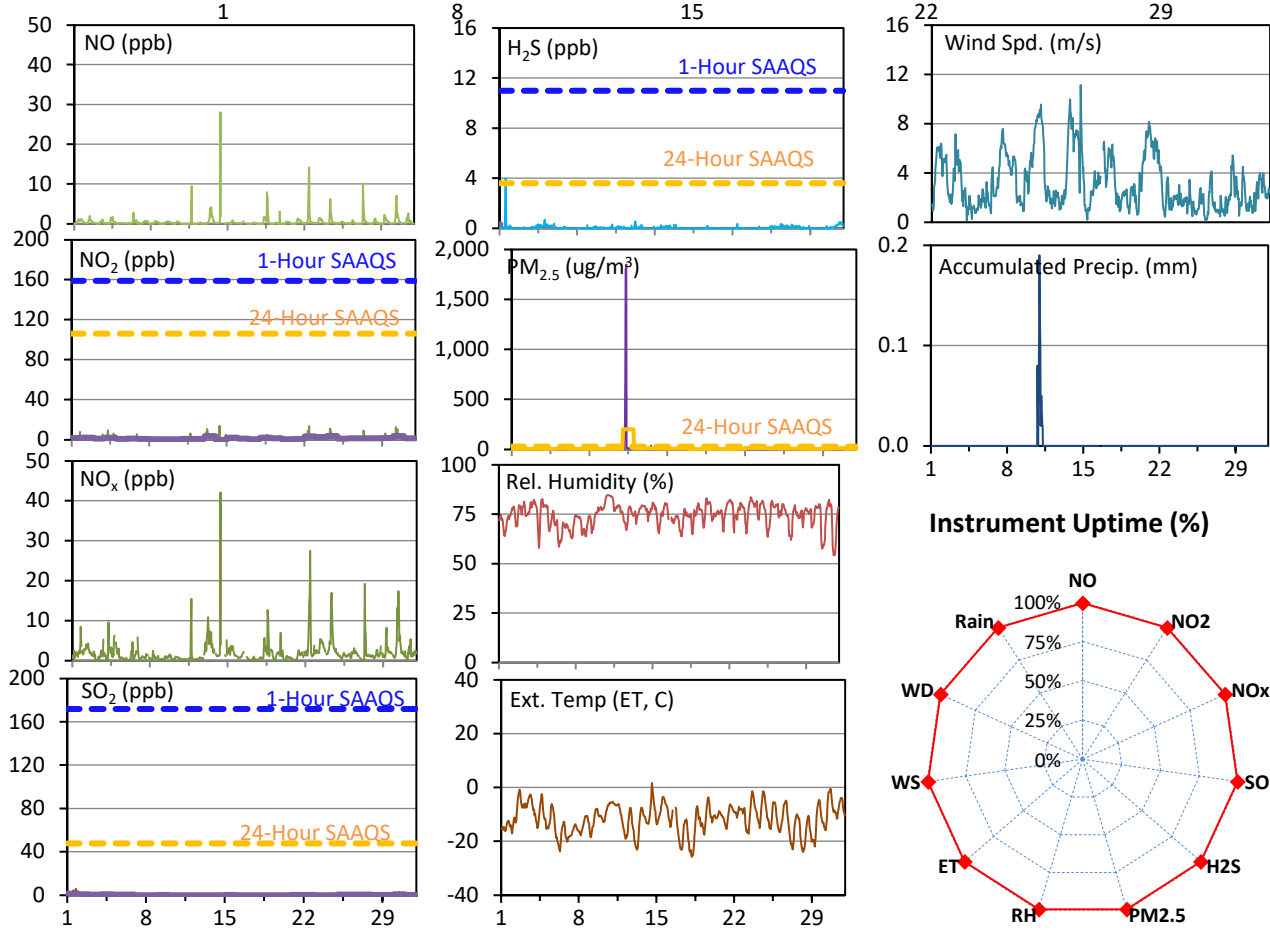
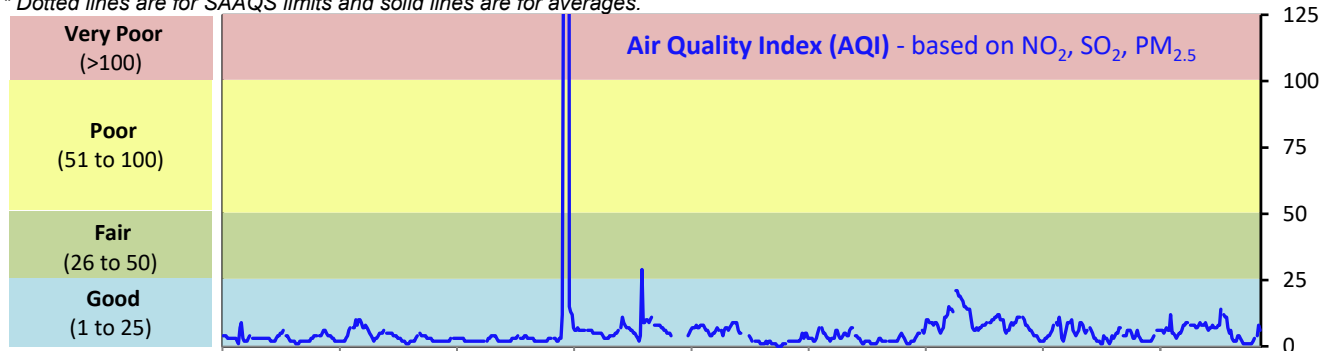
SESAA Stoughton Station - March 2023 Summary Report

Pollutants		Month Records		24-Hour Records				1-Hour Records			
Name	Conc. Unit	Avg. Conc.	Uptime	Maximum		SAAQS Standard	Exceed Days	Maximum		SAAQS Standard	Exceed Hours
				Conc.	Time			Conc.	Time		
NO	ppb	0.5	99.3%	1.5	Mar-22	-	-	28.1	Mar-14 08:00	-	-
NO ₂	ppb	1.5	99.3%	3.8	Mar-24	106	0	14.1	Mar-14 08:00	159	0
NO _x	ppb	2.0	99.3%	4.8	Mar-22	-	-	42.2	Mar-14 08:00	-	-
SO ₂	ppb	0.3	99.3%	1.4	Mar-1	48	0	5.9	Mar-01 18:00	172	0
H ₂ S	ppb	0.1	99.3%	0.4	Mar-1	3.6	0	4.0	Mar-01 13:00	11	0
PM _{2.5}	ug/m3	12	99.3%	202	Mar-11	28	1	1849	Mar-11 07:00	-	-

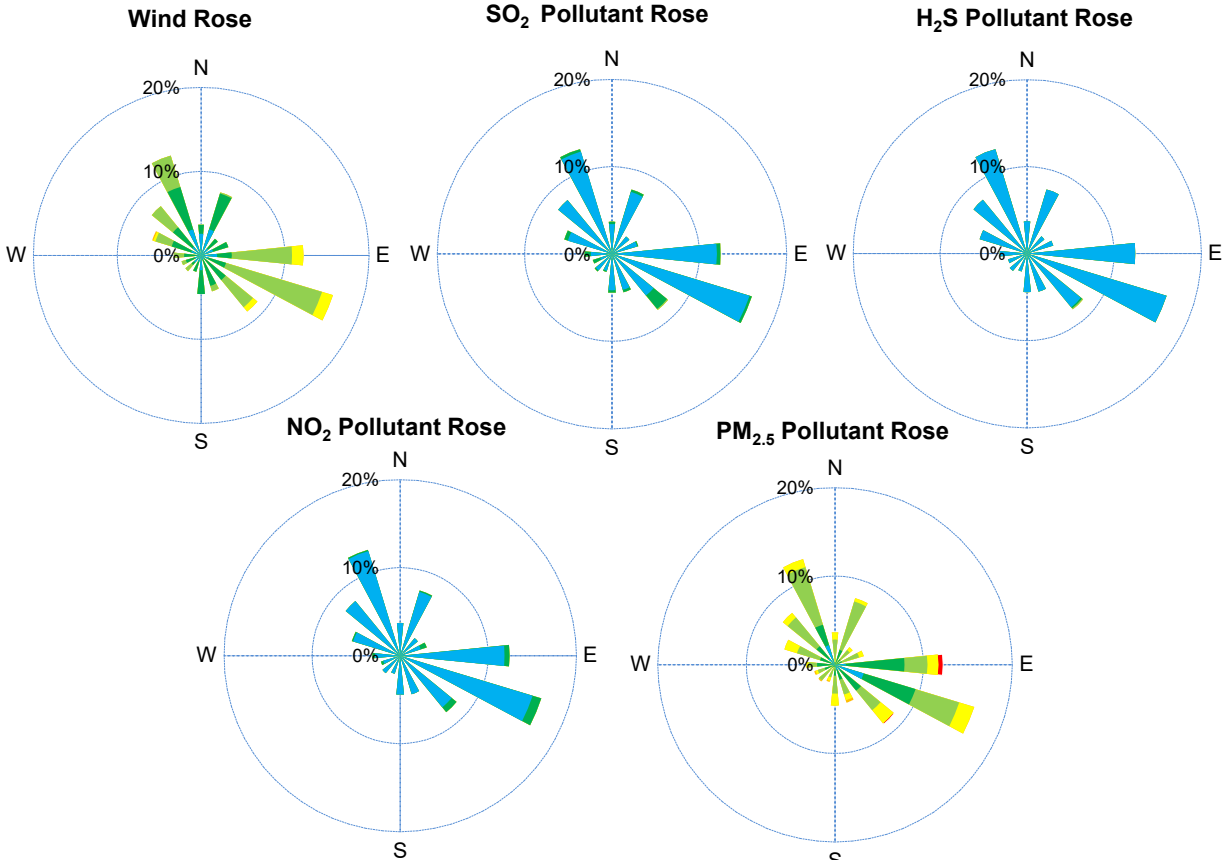
SAAQS: Saskatchewan Ambient Air Quality Standards

* Air Quality Standard refers to Saskatchewan Ambient Air Quality Standards (SAAQS).

* Dotted lines are for SAAQS limits and solid lines are for averages.



SESAA Stoughton Station - March 2023 Summary Report



Parameters	Unit	Color Code for Wind Spd & Pollutant Conc. Class						
Wind Speed	m/s	0.3 ≤ WS < 1.4	1.4 ≤ WS < 3.1	3.1 ≤ WS < 7.8	7.8 ≤ WS < 10.8	10.8 ≤ WS < 13.6	WS ≥ 13.6	
SO ₂	ppb	0 ≤ C < 1	1 ≤ C < 5	5 ≤ C < 10	10 ≤ C < 57	57 ≤ C < 172	C ≥ 172	
NO ₂	ppb	0 ≤ C < 5	5 ≤ C < 15	15 ≤ C < 30	30 ≤ C < 100	100 ≤ C < 212	C ≥ 212	
H ₂ S	ppb	0 ≤ C < 1	1 ≤ C < 3.6	3.6 ≤ C < 5	5 ≤ C < 8	8 ≤ C < 10.8	C ≥ 10.8	
PM _{2.5}	ug/m ³	0 ≤ C < 2	2 ≤ C < 4	4 ≤ C < 10	10 ≤ C < 20	20 ≤ C < 30	C ≥ 30	

Monthly Update

*All data has been slope, intercept, and baseline corrected. Data may change after validation process.

*All compliance parameters were within the Saskatchewan Ambient Air Quality Standards with the exception of one 24-hr PM 2.4 exceedance.

*All compliance parameters were greater than 90% operational.

*5 hours of data is flagged as "power failure" for all parameters due to intermittent power issues on site.

*Routine quarterly calibrations were completed on Mar 14.

Exceedance Summary (24-Hour Average)

Pollutant (unit)	24-hr Avg Conc.	Exceedance Date	WS	WD	AQI	Rain	ET	SO ₂	NO ₂	H ₂ S	PM _{2.5}
		mmm-dd	m/s	deg	-	mm	C	ppb	ppb	ppb	ug/m3
24-hour Exceedance Information			WS	WD	AQI	Rain	ET	SO ₂	NO ₂	H ₂ S	PM _{2.5}
PM2.5	202.0	Mar-11	4.0	58	109	0.0	-7.7	-	0.7	-	202

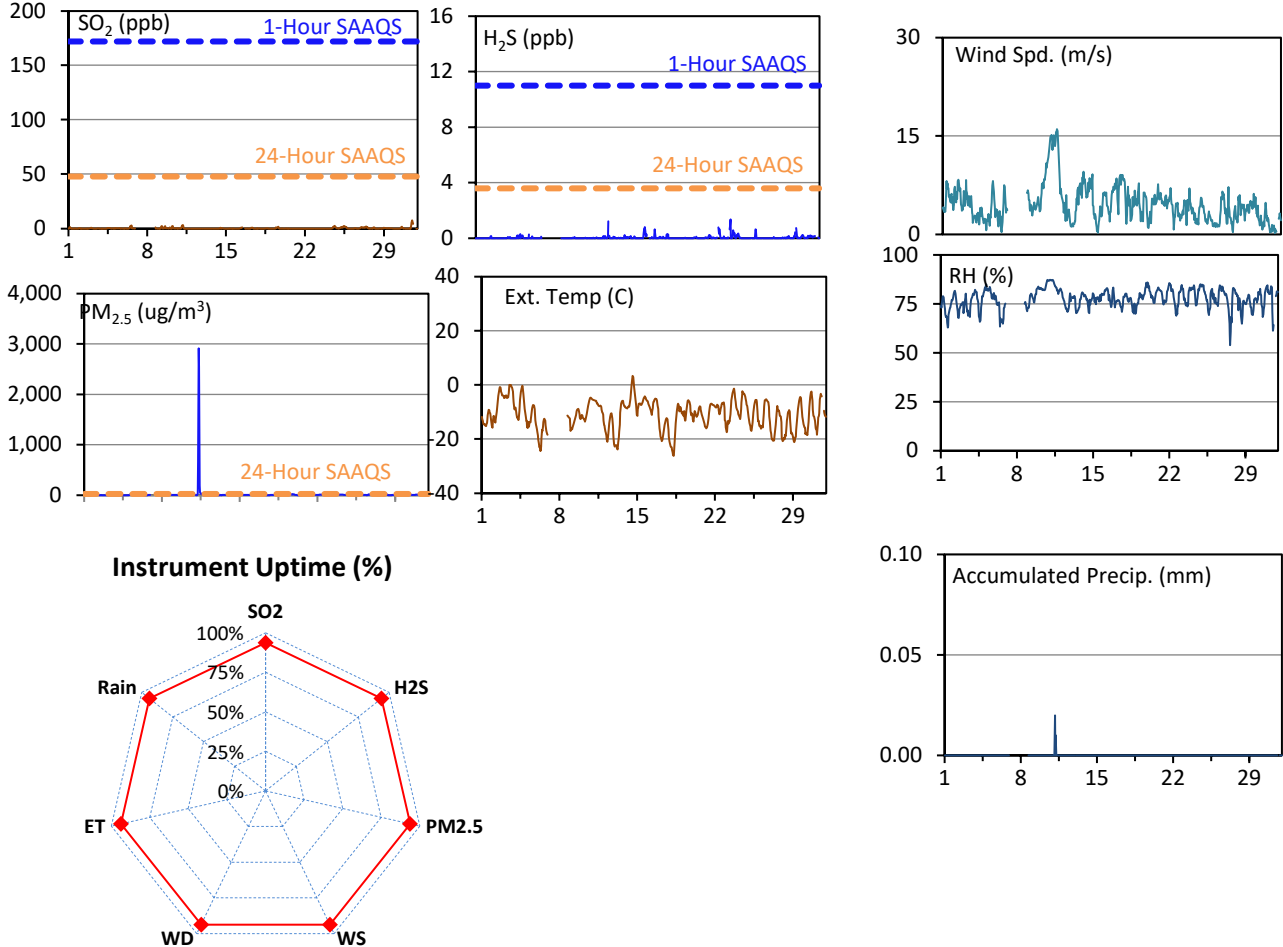
SESAA Torquay Station - March 2023 Summary Report

Pollutants		Month Records		24-Hour Records				1-Hour Records			
Name	Conc. Unit	Avg. Conc.	Uptime	Maximum		SAAQS Standard	Exceed Days	Maximum		SAAQS Standard	Exceed Hours
				Conc.	Time			Conc.	Time		
SO ₂	ppb	0.2	93.7%	0.7	Mar-25	48	0	7.5	Mar-31 12:00	172	0
H ₂ S	ppb	< 0.1	93.7%	< 0.1	Mar-23	3.6	0	1.4	Mar-23 23:00	11	0
PM _{2.5}	ug/m3	15	93.7%	274	Mar-11	28	1	2919	Mar-11 07:00	-	-

SAAQS: Saskatchewan Ambient Air Quality Standards

* Air Quality Standard refers to Saskatchewan Ambient Air Quality Standards (SAAQS).

* Dotted lines are for SAAQS limits and solid lines are for averages.



Monthly Update

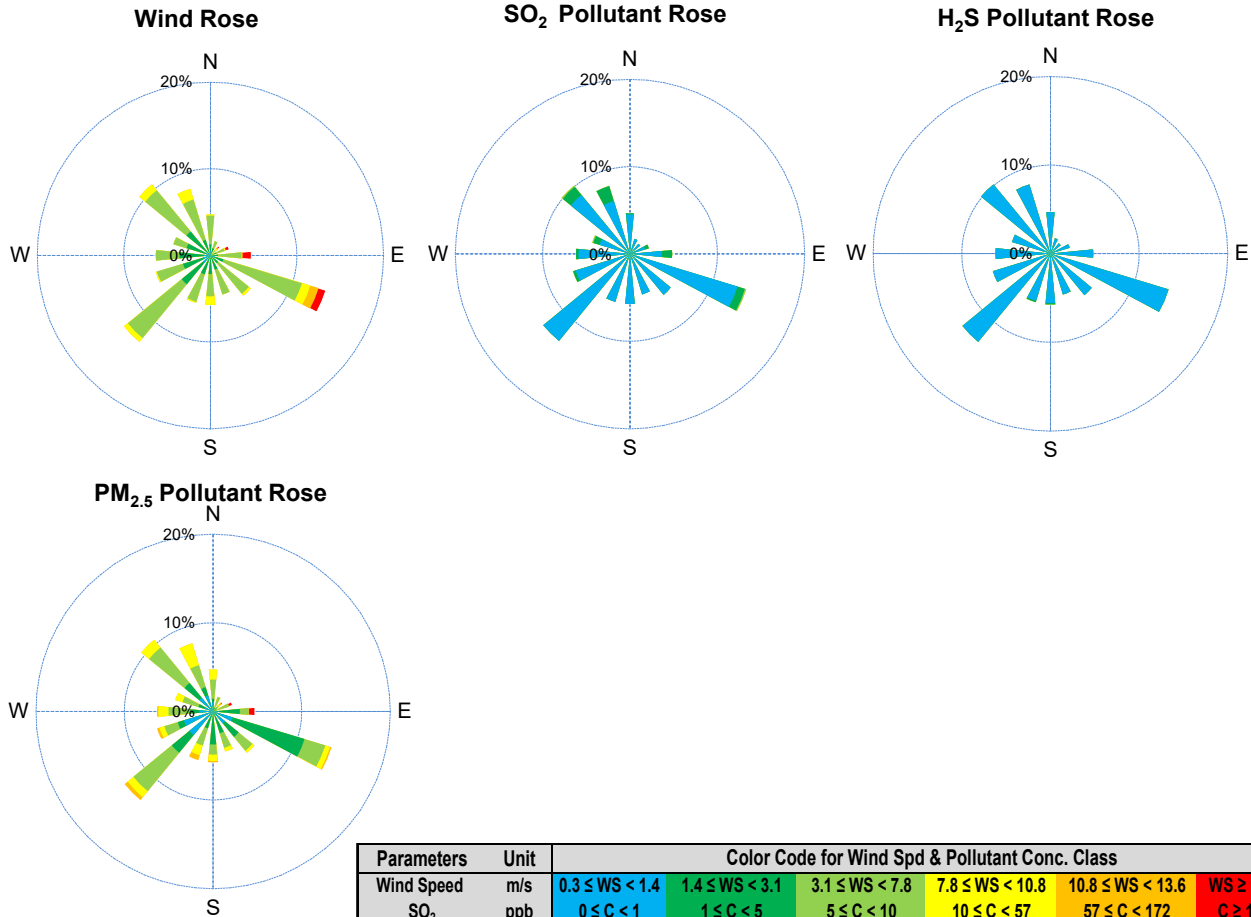
*All data has been slope, intercept, and baseline corrected. Data may change after validation process.

*All compliance parameters were within the Saskatchewan Ambient Air Quality Standards with the exception of one 24-hour PM 2.5 exceedance

*All compliance parameters are above 90% operational.

*Routine quarterly calibrations were completed on Mar 16.

SESAA Torquay Station - March 2023 Summary Report



Parameters	Unit	Color Code for Wind Spd & Pollutant Conc. Class					
Wind Speed	m/s	0.3 ≤ WS < 1.4	1.4 ≤ WS < 3.1	3.1 ≤ WS < 7.8	7.8 ≤ WS < 10.8	10.8 ≤ WS < 13.6	WS ≥ 13.6
SO ₂	ppb	0 ≤ C < 1	1 ≤ C < 5	5 ≤ C < 10	10 ≤ C < 57	57 ≤ C < 172	C ≥ 172
NO ₂	ppb	0 ≤ C < 5	5 ≤ C < 15	15 ≤ C < 30	30 ≤ C < 100	100 ≤ C < 212	C ≥ 212
O ₃	ppb	0 ≤ C < 10	10 ≤ C < 20	20 ≤ C < 40	40 ≤ C < 60	60 ≤ C < 82	C ≥ 82
H ₂ S	ppb	0 ≤ C < 1	1 ≤ C < 3.6	3.6 ≤ C < 5	5 ≤ C < 8	8 ≤ C < 10.8	C ≥ 10.8
PM _{2.5}	ug/m ³	0 ≤ C < 2	2 ≤ C < 4	4 ≤ C < 10	10 ≤ C < 20	20 ≤ C < 30	C ≥ 30

Exceedance Summary (24-Hour Average)									
Pollutant	Conc. ppb	Exceedance Date	WS	WD	AQHI	Rain	SO2	H2S	PM2.5
		mmm-dd	m/s	deg	-	mm	ppb	ppb	ug/m3
24-hour Exceedance Information			WS	WD	AQHI	Rain	SO ₂	H ₂ S	PM _{2.5}
PM2.5	274	Mar-11	11.8	74	-	0.0	-	-	274

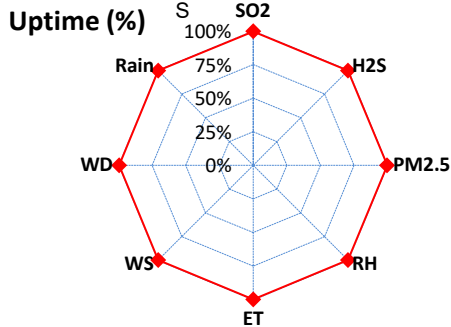
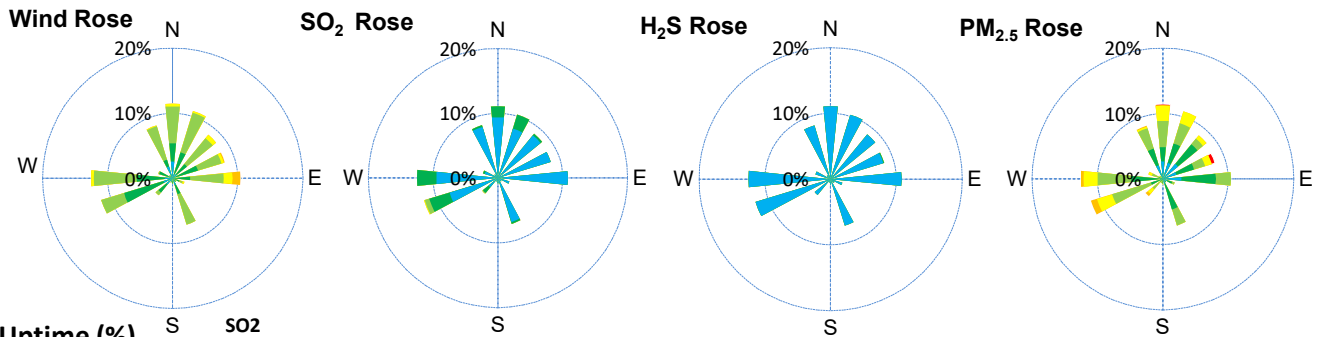
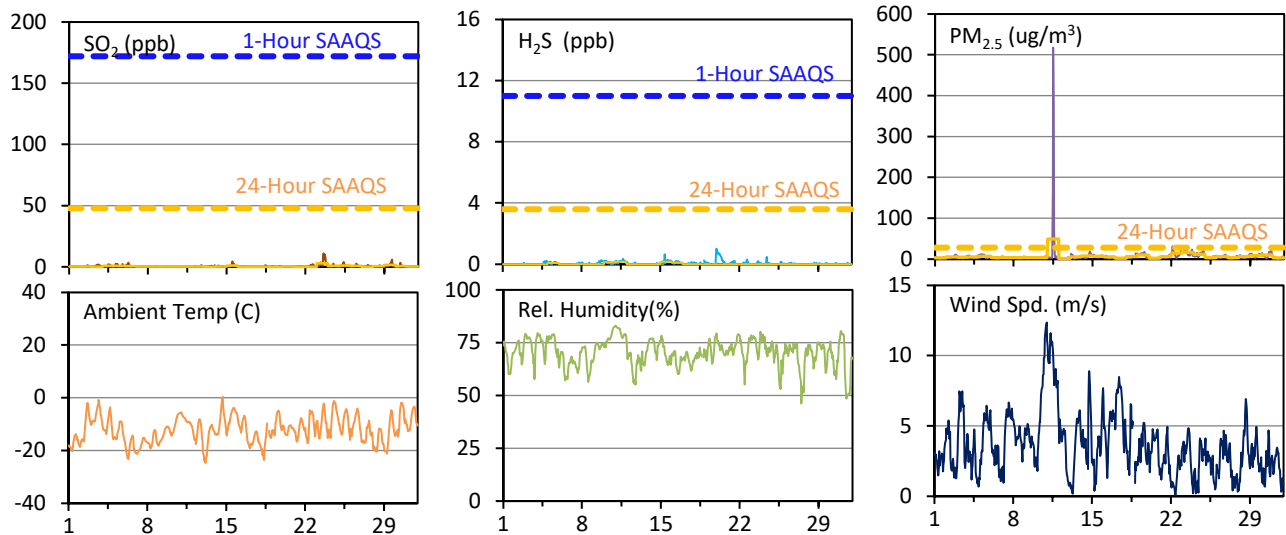
SESAA Wauchope Station - March 2023 Summary Report

Pollutants		Month Records		24-Hour Records				1-Hour Records			
Name	Conc. Unit	Avg. Conc.	Uptime	Maximum		SAAQS Objective	Exceed Days	Maximum		SAAQS Objective	Exceed Hours
				Conc.	Time			Conc.	Time		
SO ₂	ppb	0.5	99.6%	3.0	Mar-23	48	0	11.2	Mar-23 14:00	172	0
H ₂ S	ppb	0.1	99.6%	0.2	Mar-11	3.6	0	1.0	Mar-19 23:00	11	0
PM _{2.5}	ug/m ³	7	99.6%	49	Mar-11	28	1	518	Mar-11 12:00	-	-

SAAQS: Saskatchewan Ambient Air Quality Standards

* Air Quality Standard refers to Saskatchewan Ambient Air Quality Standards (SAAQS).

* Dotted lines are for SAAQS limits and solid lines are for averages.



Parameters	Unit	Color Code for Wind Spd & Pollutant Conc. Class					
Wind Speed	m/s	0.3 ≤ WS < 1.4	1.4 ≤ WS < 3.1	3.1 ≤ WS < 7.8	7.8 ≤ WS < 10.8	10.8 ≤ WS < 13.6	WS ≥ 13.6
SO ₂	ppb	0 ≤ C < 1	1 ≤ C < 5	5 ≤ C < 10	10 ≤ C < 57	57 ≤ C < 172	C ≥ 172
H ₂ S	ppb	0 ≤ C < 1	1 ≤ C < 3.6	3.6 ≤ C < 5	5 ≤ C < 8	8 ≤ C < 10.8	C ≥ 10.8
PM _{2.5}	ug/m ³	0 ≤ C < 2	2 ≤ C < 4	4 ≤ C < 10	10 ≤ C < 20	20 ≤ C < 30	C ≥ 30

Monthly Update

- *All data has been slope, intercept, and baseline corrected. Data may change after validation process.
- *All compliance parameters were within the Saskatchewan Ambient Air Quality Standards with the exception of one 24-hour PM_{2.5} exceedance.
- *All compliance parameters were greater than 90% operational.
- *Routine quarterly calibrations were completed on Mar 19.
- *3 hours of data for all parameters is flagged as "power failure" due to power issues on site.

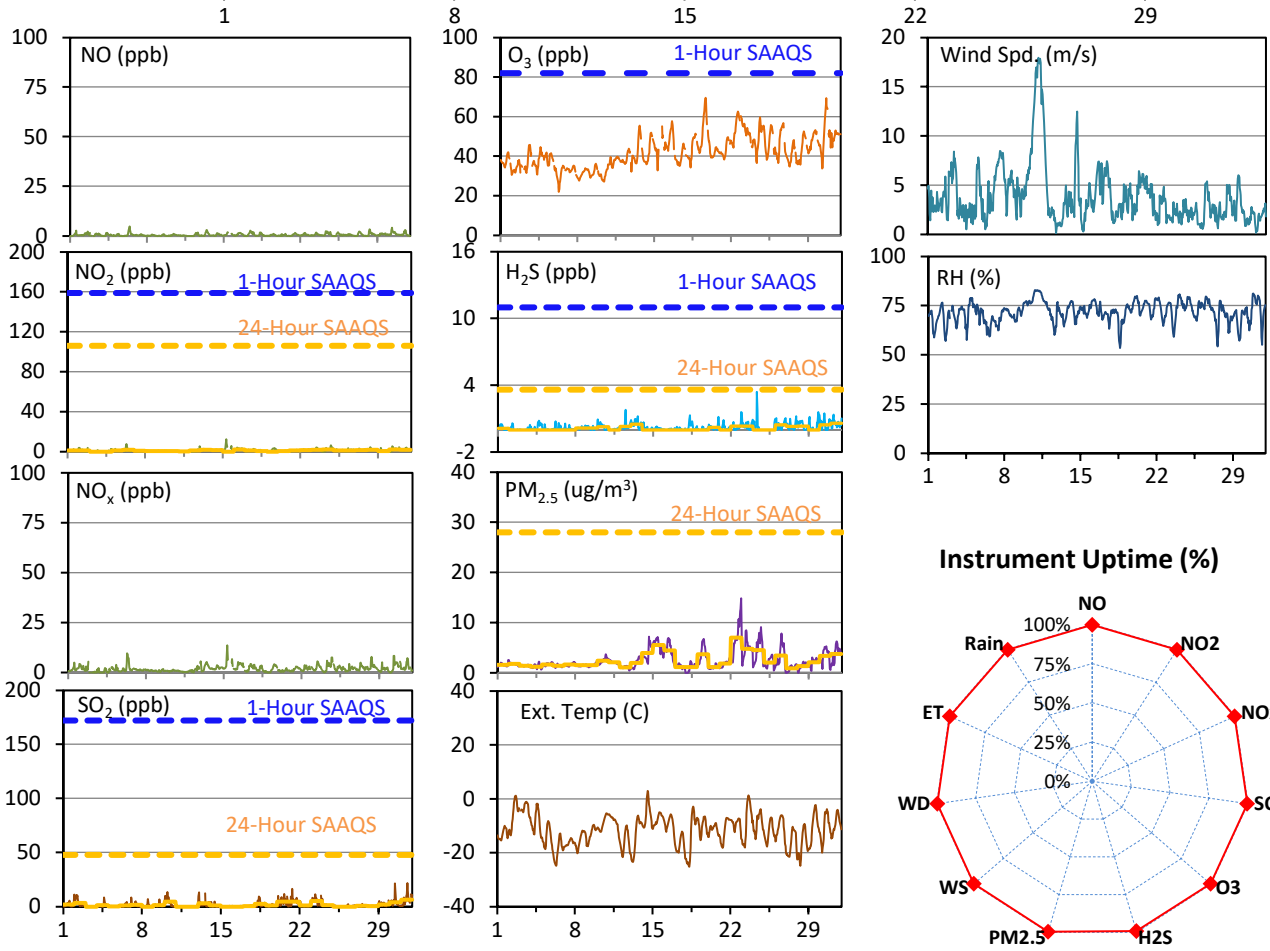
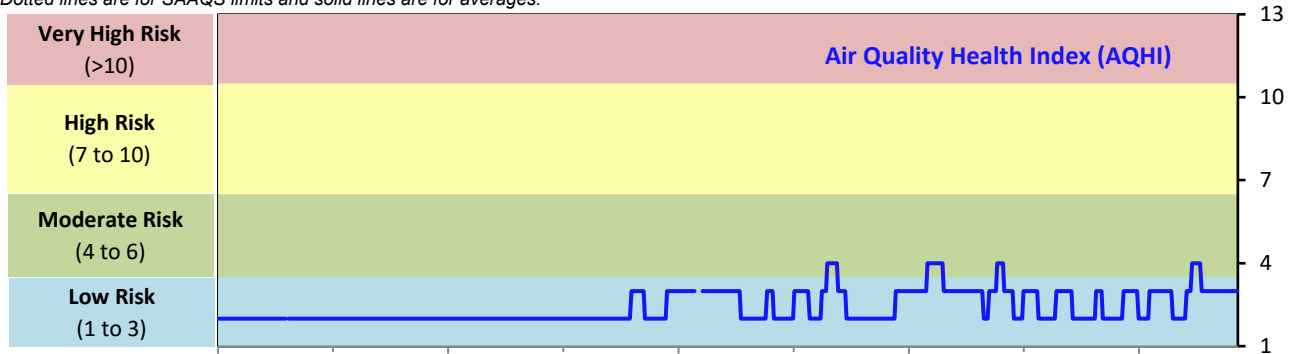
SESAA Weyburn Station - March 2023 Summary Report

Pollutants		Month Records		24-Hour Records				1-Hour Records			
Name	Conc. Unit	Avg. Conc.	Uptime	Maximum		SAAQS Standard	Exceed Days	Maximum		SAAQS Standard	Exceed Hours
				Conc.	Time			Conc.	Time		
NO	ppb	0.6	99.6%	1.3	Mar-30	-	-	4.7	Mar-06 10:00	-	-
NO ₂	ppb	1.3	99.6%	2.2	Mar-16	106	0	12.5	Mar-15 07:00	159	0
NO _x	ppb	1.8	99.6%	3.3	Mar-30	-	-	13.6	Mar-15 07:00	-	-
SO ₂	ppb	1.8	99.6%	6.4	Mar-31	48	0	21.8	Mar-31 13:00	172	0
O ₃	ppb	42	99.6%	55	Mar-22	-	-	70	Mar-19 16:00	82	0
H ₂ S	ppb	0.2	99.3%	0.6	Mar-31	3.6	0	3.4	Mar-24 08:00	11	0
PM _{2.5}	ug/m ³	2	99.6%	7	Mar-22	28	0	15	Mar-22 22:00	-	-

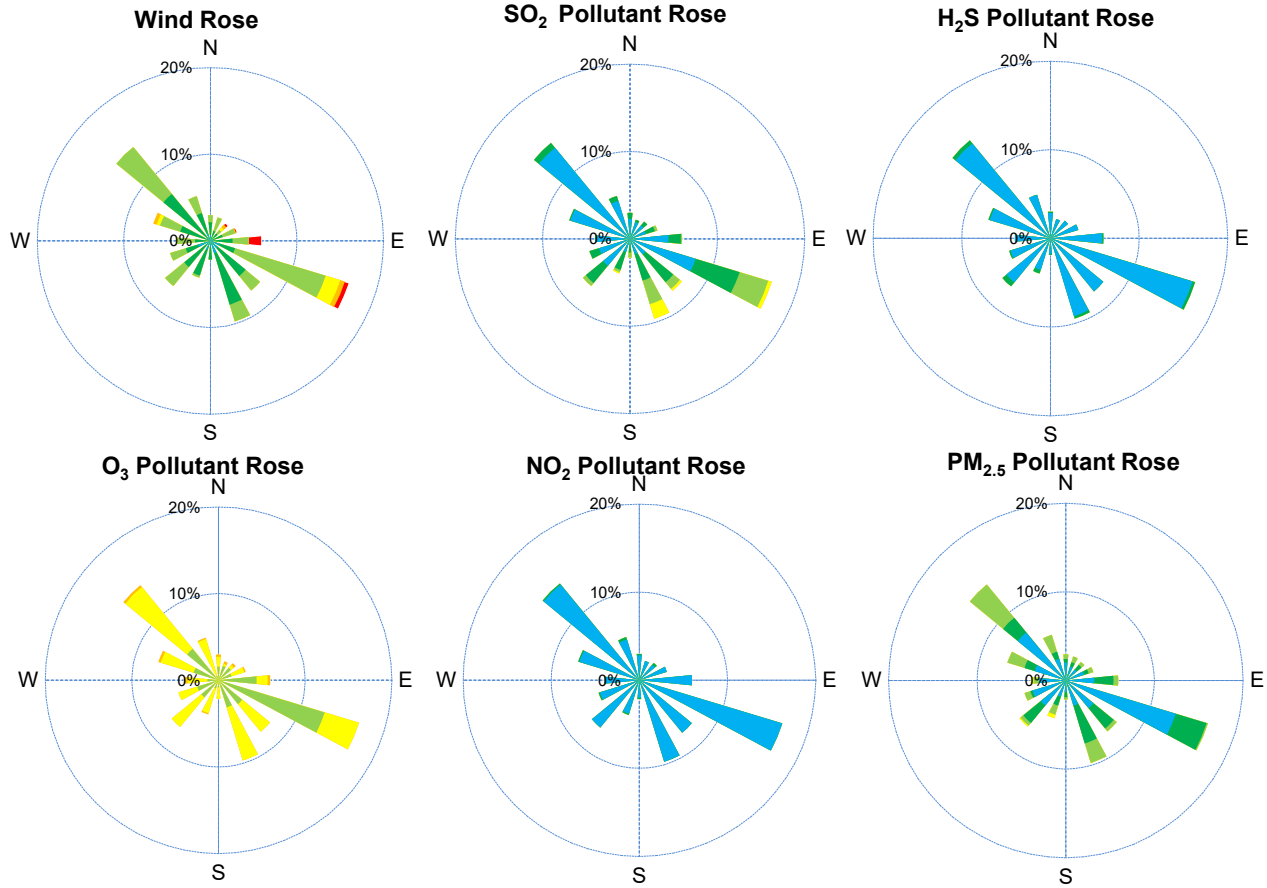
SAAQS: Saskatchewan Ambient Air Quality Standards

* Air Quality Standard refers to Saskatchewan Ambient Air Quality Standards (SAAQS).

* Dotted lines are for SAAQS limits and solid lines are for averages.



SESAA Weyburn Station - March 2023 Summary Report



Parameters	Unit	Color Code for Wind Spd & Pollutant Conc. Class					
Wind Speed	m/s	0.3 ≤ WS < 1.4	1.4 ≤ WS < 3.1	3.1 ≤ WS < 7.8	7.8 ≤ WS < 10.8	10.8 ≤ WS < 13.6	WS ≥ 13.6
SO ₂	ppb	0 ≤ C < 1	1 ≤ C < 5	5 ≤ C < 10	10 ≤ C < 57	57 ≤ C < 172	C ≥ 172
NO ₂	ppb	0 ≤ C < 5	5 ≤ C < 15	15 ≤ C < 30	30 ≤ C < 100	100 ≤ C < 212	C ≥ 212
O ₃	ppb	0 ≤ C < 10	10 ≤ C < 20	20 ≤ C < 40	40 ≤ C < 60	60 ≤ C < 82	C ≥ 82
H ₂ S	ppb	0 ≤ C < 1	1 ≤ C < 3.6	3.6 ≤ C < 5	5 ≤ C < 8	8 ≤ C < 10.8	C ≥ 10.8
PM _{2.5}	ug/m ³	0 ≤ C < 2	2 ≤ C < 4	4 ≤ C < 10	10 ≤ C < 20	20 ≤ C < 30	C ≥ 30

Monthly Update

- *All data has been slope, intercept, and baseline corrected. Data may change after validation process.
- *All compliance parameters were within the Saskatchewan Ambient Air Quality Standards.
- *All compliance parameters were greater than 90% operational.
- *3 hours of data for all parameters is flagged as "power failure" due to intermittent power interruptions on site.
- *Routine quarterly calibrations were completed on Mar 15.